

HEIGHT ADJUSTABLE

// 01

On the move, can't sit still, are you the modern mobile worker? If the answer to all the above is yes- don't worry, we've got just the thing. Our range of height adjustable desks is designed so that you can stretch your legs and increase your productivity while also carefully considering health and cleverly utilising multifunctionality.

CONTENTS

- 12 Height Adjustable Bench
- 14 Economy Height Adjustable Desk
- 15 Height Adjustable Desk

HEIGHT ADJUSTABLE BENCH

5 YR
COMPONENT
GUARANTEE

25 MM
TOP
THICKNESS

MADE
TO
ORDER
30 DAYS



2 PERSON

	Dimensions		
	W	D	H
PRBS1280/2P	1200	1600	650 - 1300
PRBS1480/2P	1400	1600	650 - 1300
PRBS1680/2P	1600	1600	650 - 1300

4 PERSON

	Dimensions		
	W	D	H
PRBS1280/4P	2400	1600	650 - 1300
PRBS1480/4P	2800	1600	650 - 1300
PRBS1680/4P	3200	1600	650 - 1300


2 PERSON EXTENSION

	Dimensions		
	W	D	H
PRBS1280/2PX	1200	1600	650 - 1300
PRBS1480/2PX	1400	1600	650 - 1300
PRBS1680/2PX	1600	1600	650 - 1300

SCREENS

	Dimensions		
	W	D	H
PRBSEC1263	1000	25	628
PRBSEC1463	1200	25	628
PRBSEC1663	1400	25	628

TOP FINISHES // FRAME FINISH



5 YR
COMPONENT
GUARANTEE

25 MM
TOP
THICKNESS

ECONOMY HEIGHT ADJUSTABLE DESK



- The economy height adjustable desk boasts an attractive, clean style with economy in mind
- Standing desks increase blood flow and improve overall health
- Preset your four optimum working heights using the built-in memory and digital display
- Twin motor
- Anti-collision
- Adjustable feet
- Featuring an adjustment range of 650-1290mm in height

RECTANGULAR DESK

	Dimensions		
	W	D	H
ECSS1280CP	1200	800	630 - 1290
ECSS1480CP	1400	800	630 - 1290
ECSS1680CP	1600	800	630 - 1290

TOP FINISHES // FRAME FINISH



5 YR
COMPONENT
GUARANTEE

25 MM
TOP
THICKNESS

HEIGHT ADJUSTABLE DESK



- Height-adjustable UK made desk, perfect for converting from a traditional to a standing desk during your working day
- Standing desks increase blood flow and improves overall health
- Effortless adjustment which moves 28mm per second
- Easy to operate and use
- Heat and stain resistant 25mm top and sturdy metal frame
- Adjustable feet
- Featuring an adjustment range of 650 - 1300mm in height

RECTANGULAR DESK

	Dimensions		
	W	D	H
EDKD1280CP	1200	800	650 - 1300
EDKD1480CP	1400	800	650 - 1300
EDKD1680CP	1600	800	650 - 1300

TOP FINISHES // FRAME FINISH



BENCH DESKING

// 02

Bench desking doesn't always have to mean lots of people packed into one cramped space. The idea behind workbenches is to drive collaboration, optimise space and allow room for flexibility.

CONTENTS

- 18 Premium Bench Explanation
- 20 Premium Bench
- 22 Fixed Beam Bench Explanation
- 24 Single Bench
- 26 Back to Back Bench

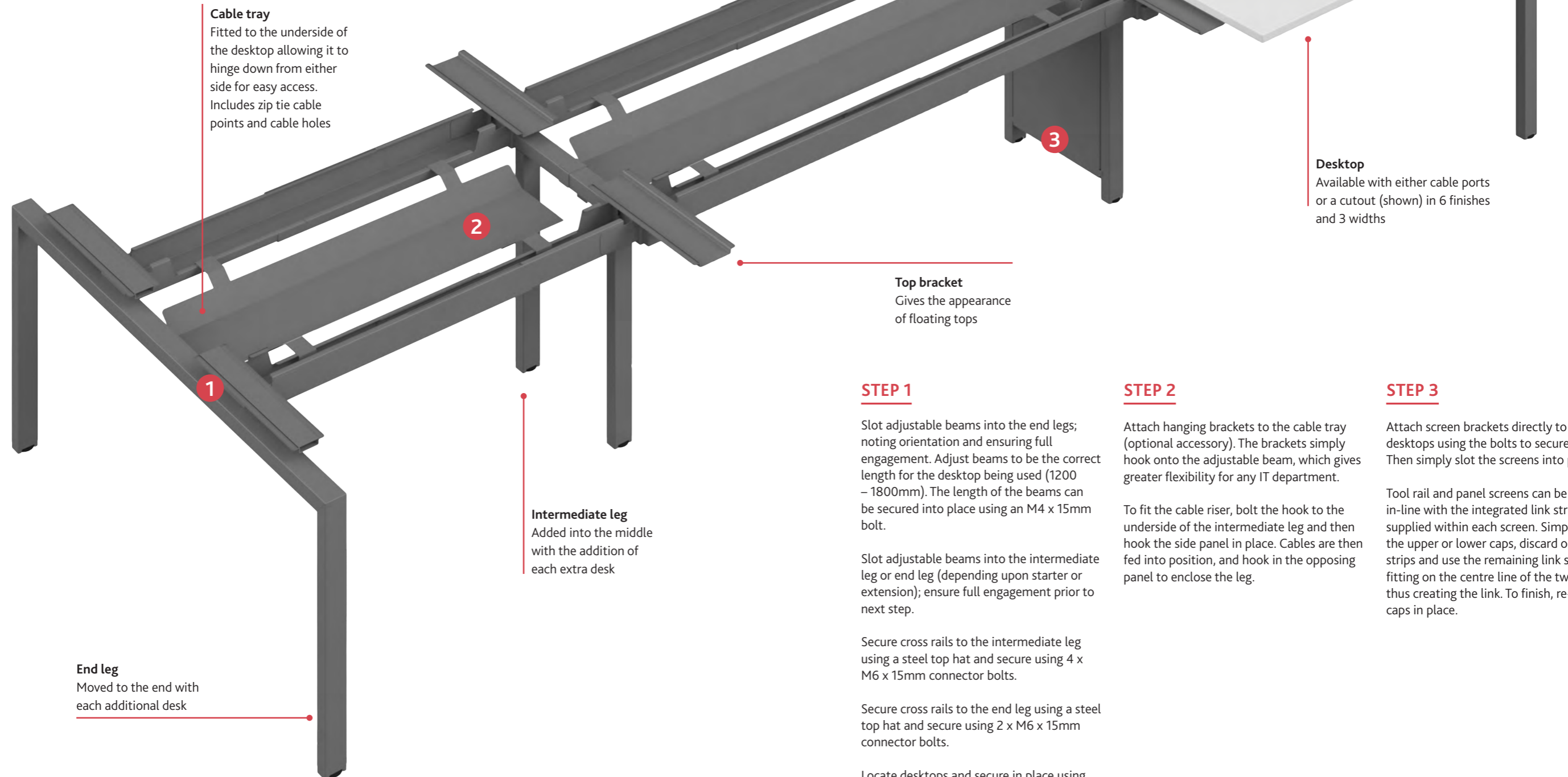


PREMIUM BENCH EXPLANATION

The Premium Bench platform is a speedy and straightforward Bench system with an edge. By using a telescopic beam, it allows the system to be fully flexible by allowing the scope to construct lots of different layouts and configurations. Change needn't mean unnecessary cost.

In addition to its sliding telescopic beam, sliding top bridges **1** can replace its existing fixed ones, and an additional large capacity cable tray **2** is available to add. Both of these extra accessories further enhance this bench systems ability to facilitate various layouts by allowing easy access to cables for alteration and hide them out of the way.

Screens
A variety of screen brackets are available dependent on the type and design of screen required. Mass cable risers **3** are available to add to the intermediate legs to enable running cables up from the floor by a simple magnetic fixing method.



Cable tray
Fitted to the underside of the desktop allowing it to hinge down from either side for easy access. Includes zip tie cable points and cable holes

End leg
Moved to the end with each additional desk

Intermediate leg
Added into the middle with the addition of each extra desk

Screens
Metal to metal connection allowing rigid connection for unrivaled strength

Desktop
Available with either cable ports or a cutout (shown) in 6 finishes and 3 widths

Top bracket
Gives the appearance of floating tops

STEP 1

Slot adjustable beams into the end legs; noting orientation and ensuring full engagement. Adjust beams to be the correct length for the desktop being used (1200 – 1800mm). The length of the beams can be secured into place using an M4 x 15mm bolt.

Slot adjustable beams into the intermediate leg or end leg (depending upon starter or extension); ensure full engagement prior to next step.

Secure cross rails to the intermediate leg using a steel top hat and secure using 4 x M6 x 15mm connector bolts.

Secure cross rails to the end leg using a steel top hat and secure using 2 x M6 x 15mm connector bolts.

Locate desktops and secure in place using the M6 x 20mm connector bolts.

STEP 2

Attach hanging brackets to the cable tray (optional accessory). The brackets simply hook onto the adjustable beam, which gives greater flexibility for any IT department.

To fit the cable riser, bolt the hook to the underside of the intermediate leg and then hook the side panel in place. Cables are then fed into position, and hook in the opposing panel to enclose the leg.

STEP 3

Attach screen brackets directly to the desktops using the bolts to secure these. Then simply slot the screens into place.

Tool rail and panel screens can be linked in-line with the integrated link strips supplied within each screen. Simply remove the upper or lower caps, discard one of the strips and use the remaining link strip by fitting on the centre line of the two screens, thus creating the link. To finish, re-fit the caps in place.

PREMIUM BENCH

5 YR
COMPONENT
GUARANTEE

25 MM
TOP
THICKNESS



1 PERSON STARTER

Cut-out Option	Cable Port Option	Dimensions		
		W	D	H
PRB1280CO/1P	PRB1280CP/1P	1200	800	720
PRB1480CO/1P	PRB1480CP/1P	1400	800	720
PRB1680CO/1P	PRB1680CP/1P	1600	800	720

1 PERSON EXTENSION

Cut-out Option	Cable Port Option	Dimensions		
		W	D	H
PRB1280CO/1PX	PRB1280CP/1PX	1200	800	720
PRB1480CO/1PX	PRB1480CP/1PX	1400	800	720
PRB1680CO/1PX	PRB1680CP/1PX	1600	800	720

2 PERSON STARTER

Cut-out Option	Cable Port Option	Dimensions		
		W	D	H
PRB1280CO/2P	PRB1280CP/2P	1200	1600	720
PRB1480CO/2P	PRB1480CP/2P	1400	1600	720
PRB1680CO/2P	PRB1680CP/2P	1600	1600	720

2 PERSON EXTENSION

Cut-out Option	Cable Port Option	Dimensions		
		W	D	H
PRB1280CO/2PX	PRB1280CP/2PX	1200	1600	720
PRB1480CO/2PX	PRB1480CP/2PX	1400	1600	720
PRB1680CO/2PX	PRB1680CP/2PX	1600	1600	720

TOP FINISHES // FRAME FINISH



- Features a telescopic beam that allows the system to be flexible by allowing the scope to construct different configurations; this is ideal for saving costs in an evolving office

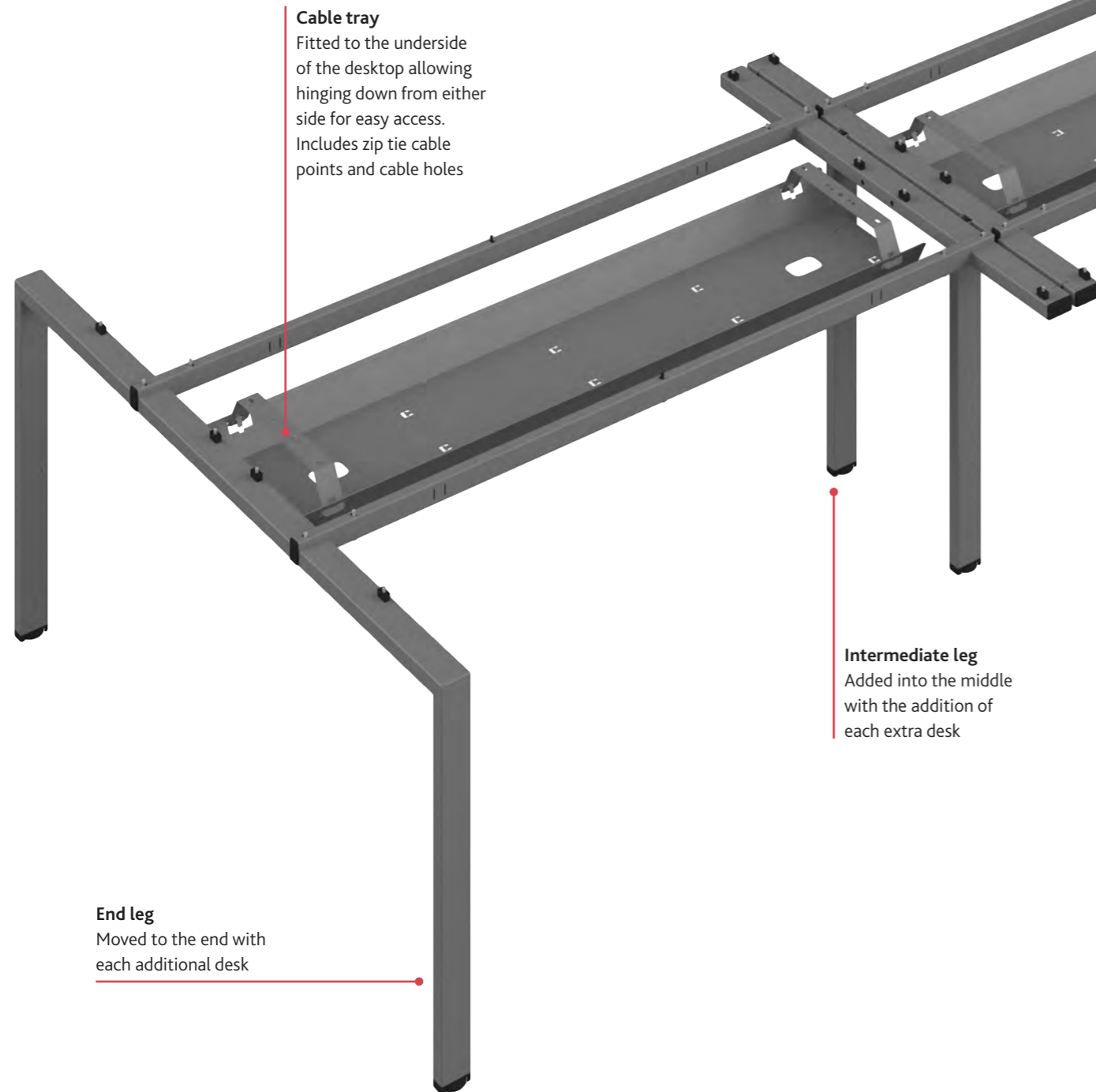


FIXED BEAM BENCH EXPLANATION

Bench is a speedy and straightforward system to assemble, using a minimum number of tools. Bench uses laser-cut rails and end legs to allow interference fit 'splicing' of the two parts together, offering unrivalled strength and lateral stability. Fitting of the tops is the final part of this connection, effectively laminating the entire structure together.

Clever 'hinge down' cable trays can be added by merely bolting the cable tray brackets to the tops. Mass cable risers are available to add to the intermediate legs to enable running cables up from the floor by simply bolting in the hook and clipping in place.

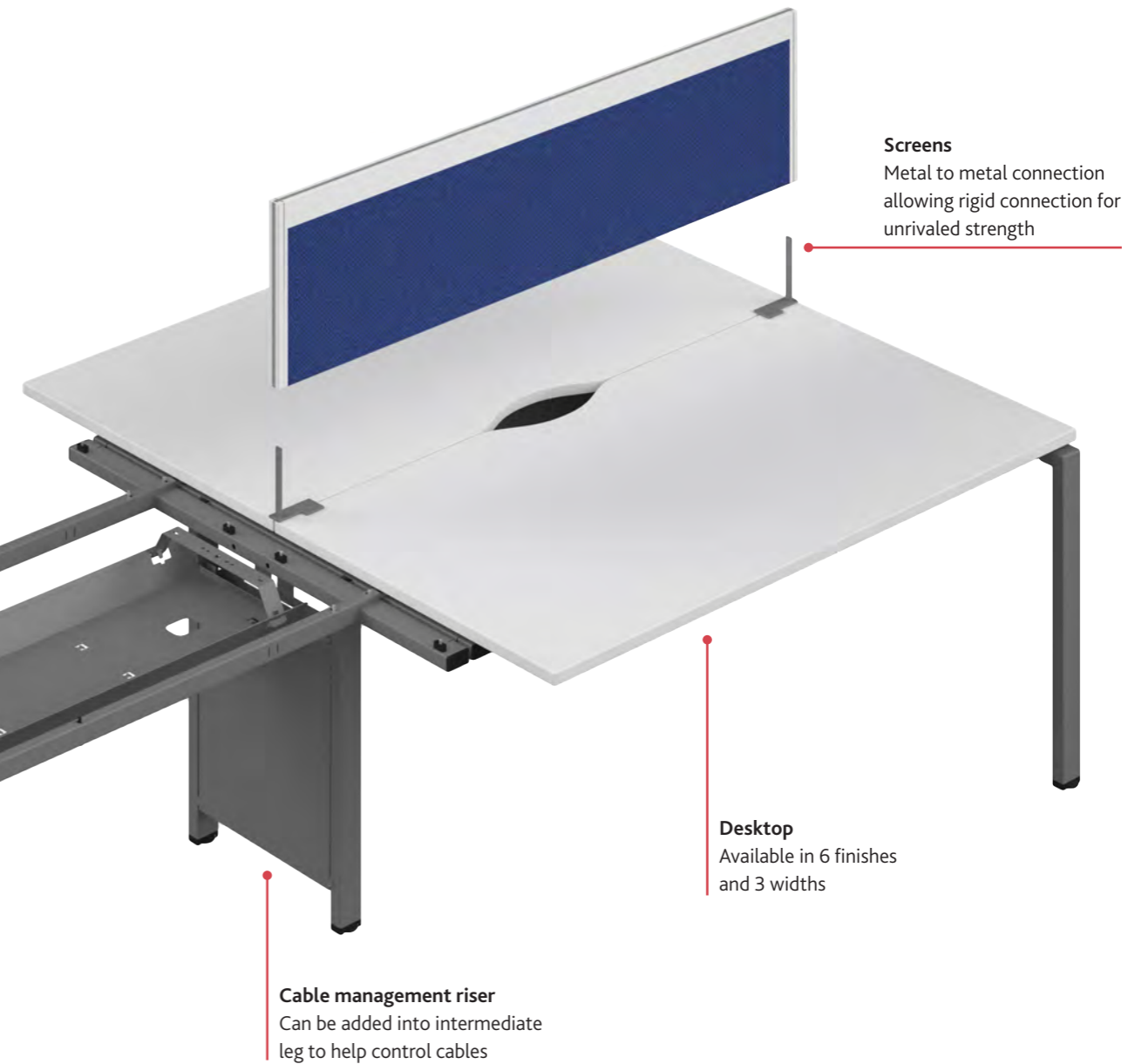
Lastly, screens are fitted using 'metal-to-metal' connection by bolting the screen brackets to the legs and then sliding the screens onto the bracket. This connection then offers rigid screen fixing for the ability to mount monitor arms or other accessories as required. For more detail, please see the three simple steps below:



Cable tray
Fitted to the underside of the desktop allowing hinging down from either side for easy access. Includes zip tie cable points and cable holes

Intermediate leg
Added into the middle with the addition of each extra desk

End leg
Moved to the end with each additional desk



Cable management riser
Can be added into intermediate leg to help control cables

Desktop
Available in 6 finishes and 3 widths

Screens
Metal to metal connection allowing rigid connection for unrivalled strength

STEP 1

Slot cross rails into the end legs; noting orientation and ensuring full engagement. Secure cross rails to end legs using the M6 x 15mm connector bolts on the underside.

Slot cross rails into the intermediate leg or end leg (depending upon starter or extension); ensure full engagement prior to the next step.

Secure cross rails to the intermediate leg using M6 x 15mm connector bolts on underside. Insert end caps into open ends of cross rails. Insert desktop spacers into holes provided on legs.

Locate desktops and secure in place using the M6 x 55mm connector bolts making sure they pass through the desktop spacers, therefore, completing the frame.

STEP 2

Cable trays first need hanging brackets breaking off each end of the tray. These brackets can then be screwed directly to the pre-inserted positions on the underside of the desktops. The tray then simply hooks in place.

To fit the cable riser, bolt the hook to the underside of the intermediate leg and then hook the side panel in place. Finally, feed cables into position, hook in the opposing panel to enclose the leg.

STEP 3

Fix the end leg brackets with M8 bolts provided, to the end legs. Then fix the intermediate brackets with the M8 bolts provided to the intermediate leg, then simply slot the screens in place.

The screens can then be linked in-line with the integrated link strips supplied within each screen. Simply remove the upper or lower caps, discard one of the strips and use the remaining link strip by fitting on the centre line of the two screens, thus creating the link. To finish, re-fit the caps in place.

SINGLE BENCH

5^{YR}
COMPONENT
GUARANTEE

25^{MM}
TOP
THICKNESS



1 PERSON

Cut-out Option	Cable Port Option	Dimensions		
		W	D	H
CB1280CO/1P	CB1280CP/1P	1200	800	740
CB1480CO/1P	CB1480CP/1P	1400	800	740
CB1680CO/1P	CB1680CP/1P	1600	800	740

2 PERSON

Cut-out Option	Cable Port Option	Dimensions		
		W	D	H
CB1280CO/2SP	CB1280CP/2SP	2400	800	740
CB1480CO/2SP	CB1480CP/2SP	2800	800	740
CB1680CO/2SP	CB1680CP/2SP	3200	800	740

SINGLE EXTENSION

Cut-out Option	Cable Port Option	Dimensions		
		W	D	H
CB1280CO/1PX	CB1280CP/1PX	1200	800	740
CB1480CO/1PX	CB1480CP/1PX	1400	800	740
CB1680CO/1PX	CB1680CP/1PX	1600	800	740

RETURN

	Dimensions		
	W	D	H
CB6080/1RT	600	800	740
CB6010/1RT	600	1000	740

TOP FINISHES // FRAME FINISH



- Modular bench desking range, ideal for modern offices with scope to expand
- Horizontal and vertical cable management options available



BACK TO BACK BENCH

5^{YR}
COMPONENT
GUARANTEE

25^{MM}
TOP
THICKNESS



2 PERSON

Cut-out Option	Cable Port Option	Dimensions		
		W	D	H
CB1280CO/2P	CB1280CP/2P	1200	1600	740
CB1480CO/2P	CB1480CP/2P	1400	1600	740
CB1680CO/2P	CB1680CP/2P	1600	1600	740

4 PERSON

Cut-out Option	Cable Port Option	Dimensions		
		W	D	H
CB1280CO/4P	CB1280CP/4P	2400	1600	740
CB1480CO/4P	CB1480CP/4P	2800	1600	740
CB1680CO/4P	CB1680CP/4P	3200	1600	740

2 PERSON EXTENSION

Cut-out Option	Cable Port Option	Dimensions		
		W	D	H
CB1280CO/2PX	CB1280CP/2PX	1200	1600	740
CB1480CO/2PX	CB1480CP/2PX	1400	1600	740
CB1680CO/2PX	CB1680CP/2PX	1600	1600	740

D-END

	Dimensions		
	W	D	H
CB1660DE	1600	600	740

- D-end brackets included as standard
- D-end only fits a 2 person unit

TOP FINISHES // FRAME FINISH



- Modular bench desking range, ideal for modern offices with scope to expand
- Horizontal and vertical cable management options available



DESKING

// 03

We believe that a desk isn't just a place that you do your work; it's your personal space and therefore, an extension of your personality. Our desking ranges have been carefully selected to cater for you, and your working environments.

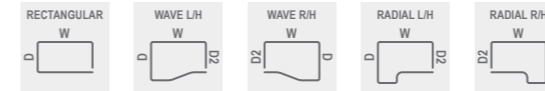
CONTENTS

- 30 Cable Managed Leg
- 32 Goalpost Leg
- 34 Panel Plus
- 36 Panel
- 38 Twin Upright
- 40 Single Upright
- 42 Eco 18
- 44 Desk Accessories

CABLE MANAGED LEG

5^{YR}
COMPONENT
GUARANTEE

25^{MM}
TOP
THICKNESS



600 DEEP RECTANGULAR DESK

	Dimensions		
	W	D	H
CAB8060REC	800	600	730
CAB1260REC	1200	600	730
CAB1460REC	1400	600	730
CAB1660REC	1600	600	730
CAB1860REC	1800	600	730

800 DEEP RECTANGULAR DESK

	Dimensions		
	W	D	H
CAB8080REC	800	800	730
CAB1280REC	1200	800	730
CAB1480REC	1400	800	730
CAB1680REC	1600	800	730
CAB1880REC	1800	800	730

WAVE DESK

		Dimensions			
		W	D	H	D ²
CAB1410LHWAV	L/H	1400	1000	730	800
CAB1410RHWAV	L/H	1400	1000	730	800
CAB1610LHWAV	R/H	1600	1000	730	800
CAB1610RHWAV	R/H	1600	1000	730	800

RADIAL DESK

		Dimensions			
		W	D	H	D ²
CAB1212(*)RAD	L/H & R/H	1200	1200	730	800
CAB1412(*)RAD	L/H & R/H	1400	1200	730	800
CAB1612(*)RAD	L/H & R/H	1600	1200	730	800
CAB1812(*)RAD	L/H & R/H	1800	1200	730	800

* Please specify LH or RH in code, e.g CAB1212LHRAD for left hand desk

TOP FINISHES // FRAME FINISH



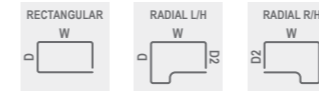
- Integrated cable management to ensure a safe and tidy work space
- For stocked screens, see page 60



GOALPOST LEG

5 YR
COMPONENT
GUARANTEE

25 MM
TOP
THICKNESS



600 DEEP RECTANGULAR DESK

	Dimensions		
	W	D	H
GP1260REC	1200	600	730
GP1460REC	1400	600	730
GP1660REC	1600	600	730
GP1860REC	1800	600	730

800 DEEP RECTANGULAR DESK

	Dimensions		
	W	D	H
GP1280REC	1200	800	730
GP1480REC	1400	800	730
GP1680REC	1600	800	730
GP1880REC	1800	800	730

RECTANGULAR DESK WITH RETURN

		Dimensions		
		W	D	H
GP1680LHRET	L/H	1600	1800	730
GP1680RHRET	R/H	1600	1800	730
GP1880LHRET	L/H	1800	1800	730
GP1880RHRET	R/H	1800	1800	730

RADIAL DESK

		Dimensions		
		W	D	H
GP1212(*)RAD	L/H & R/H	1200	1200	730
GP1412(*)RAD	L/H & R/H	1400	1200	730
GP1612(*)RAD	L/H & R/H	1600	1200	730
GP1812(*)RAD	L/H & R/H	1800	1200	730

* Please specify LH or RH in code, e.g GP1212LHRAD for left hand desk

TOP FINISHES // FRAME FINISHES



- Ultra modern goalpost leg with shallow modesty panel
- For stocked screens, see page 60



PANEL PLUS

FOR MATCHING STORAGE - SEE PAGE 68

5 YR COMPONENT GUARANTEE

25 MM TOP THICKNESS



600 DEEP RECTANGULAR DESK

	Dimensions		
	W	D	H
PP8060REC	800	600	730
PP1260REC	1200	600	730
PP1460REC	1400	600	730
PP1660REC	1600	600	730
PP1860REC	1800	600	730

800 DEEP RECTANGULAR DESK

	Dimensions		
	W	D	H
PP8080REC	800	800	730
PP1280REC	1200	800	730
PP1480REC	1400	800	730
PP1680REC	1600	800	730
PP1880REC	1800	800	730

WAVE DESK

		Dimensions			
		W	D	H	D²
PP1410LHWAV	L/H	1400	1000	730	800
PP1410RHWAV	R/H	1400	1000	730	800
PP1610LHWAV	L/H	1600	1000	730	800
PP1610RHWAV	R/H	1600	1000	730	800

RADIAL DESK

		Dimensions			
		W	D	H	D²
PP1212(*)RAD	L/H & R/H	1200	1200	730	800
PP1412(*)RAD	L/H & R/H	1400	1200	730	800
PP1612(*)RAD	L/H & R/H	1600	1200	730	800
PP1812(*)RAD	L/H & R/H	1800	1200	730	800

* Please specify LH or RH in code, e.g PP1212LHRAD for left hand desk

TOP FINISHES



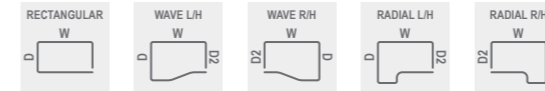
- All desks come with white legs and modesty panels
- Contemporary panel desk with integrated grey cable ports
- Metal to metal fixings for added strength
- Adjustable feet for levelling on uneven floors
- For stocked screens, see page 60



PANEL

5YR
COMPONENT
GUARANTEE

25MM
TOP
THICKNESS



600 DEEP RECTANGULAR DESK

	Dimensions		
	W	D	H
PAN8060REC	800	600	730
PAN1260REC	1200	600	730
PAN1460REC	1400	600	730
PAN1660REC	1600	600	730
PAN1860REC	1800	600	730

800 DEEP RECTANGULAR DESK

	Dimensions		
	W	D	H
PAN8080REC	800	800	730
PAN1280REC	1200	800	730
PAN1480REC	1400	800	730
PAN1680REC	1600	800	730
PAN1880REC	1800	800	730

WAVE DESK

		Dimensions			
		W	D	H	D²
PAN1410LHWAV	L/H	1400	1000	730	800
PAN1410RHWAV	R/H	1400	1000	730	800
PAN1610LHWAV	L/H	1600	1000	730	800
PAN1610RHWAV	R/H	1600	1000	730	800

RADIAL DESK

		Dimensions			
		W	D	H	D²
PAN1212(*)RAD	L/H & R/H	1200	1200	730	800
PAN1412(*)RAD	L/H & R/H	1400	1200	730	800
PAN1612(*)RAD	L/H & R/H	1600	1200	730	800
PAN1812(*)RAD	L/H & R/H	1800	1200	730	800

* Please specify LH or RH in code, e.g PAN1212LHRAD for left hand desk

TOP FINISHES // FRAME FINISH



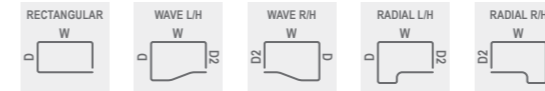
- Contemporary panel desk with integrated grey cable ports
- Metal to metal fixings for strength
- Adjustable feet for levelling on uneven floors
- For stocked screens, see page 60



TWIN UPRIGHT LEG

5 YR
COMPONENT
GUARANTEE

25 MM
TOP
THICKNESS



600 DEEP RECTANGULAR DESK

	Dimensions		
	W	D	H
TWU8060REC	800	600	730
TWU1260REC	1200	600	730
TWU1460REC	1400	600	730
TWU1660REC	1600	600	730
TWU1860REC	1800	600	730

800 DEEP RECTANGULAR DESK

	Dimensions		
	W	D	H
TWU8080REC	800	800	730
TWU1280REC	1200	800	730
TWU1480REC	1400	800	730
TWU1680REC	1600	800	730
TWU1880REC	1800	800	730

WAVE DESK


		Dimensions			D²
		W	D	H	
TWU1410LHWAV	L/H	1400	1000	730	800
TWU1410RHWAV	R/H	1400	1000	730	800
TWU1610LHWAV	L/H	1600	1000	730	800
TWU1610RHWAV	R/H	1600	1000	730	800

RADIAL DESK

		Dimensions			D²
		W	D	H	
TWU1212(*)RAD	L/H & R/H	1200	1200	730	800
TWU1412(*)RAD	L/H & R/H	1400	1200	730	800
TWU1612(*)RAD	L/H & R/H	1600	1200	730	800
TWU1812(*)RAD	L/H & R/H	1800	1200	730	800

* Please specify LH or RH in code, e.g TWU1212LHRAD for left hand desk

TOP FINISHES // FRAME FINISH



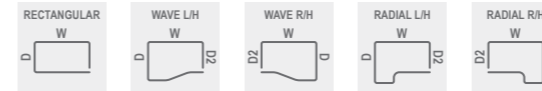
- A cost-effective workstation range with white or silver cantilever legs and a range of wooden desktop finishes
- Grey cable ports supplied as standard
- Adjustable feet for levelling on uneven floors
- For stocked screens, see page 60



SINGLE UPRIGHT LEG

5^{YR}
COMPONENT
GUARANTEE

25^{MM}
TOP
THICKNESS



600 DEEP RECTANGULAR DESK

	Dimensions		
	W	D	H
SU8060REC	800	600	730
SU1260REC	1200	600	730
SU1460REC	1400	600	730
SU1660REC	1600	600	730
SU1860REC	1800	600	730

800 DEEP RECTANGULAR DESK

	Dimensions		
	W	D	H
SU8080REC	800	800	730
SU1280REC	1200	800	730
SU1480REC	1400	800	730
SU1680REC	1600	800	730
SU1880REC	1800	800	730

WAVE DESK

		Dimensions			
		W	D	H	D ²
SU1410LHWAV	L/H	1400	1000	730	800
SU1410RHWAV	R/H	1400	1000	730	800
SU1610LHWAV	L/H	1600	1000	730	800
SU1610RHWAV	R/H	1600	1000	730	800

RADIAL DESK

		Dimensions			
		W	D	H	D ²
SU1212(*)RAD	L/H & R/H	1200	1200	730	800
SU1412(*)RAD	L/H & R/H	1400	1200	730	800
SU1612(*)RAD	L/H & R/H	1600	1200	730	800
SU1812(*)RAD	L/H & R/H	1800	1200	730	800

* Please specify LH or RH in code, e.g SU1212LHRAD for left hand desk

TOP FINISHES // FRAME FINISH



- Modern cantilever leg desk with integrated grey cable ports
- Adjustable feet for levelling on uneven floors
- Modesty panels included
- For stocked screens, see page 60



ECO 18

FOR MATCHING STORAGE - SEE PAGE 69

5 YR COMPONENT GUARANTEE

18 MM TOP THICKNESS



SINGLE DESK

	Dimensions		
	W	D	H
EF1275REC	1200	750	730
EF1575REC	1500	750	730
EF1875REC	1800	750	730



SINGLE DESK & 2 DRAWER PEDESTAL

	Dimensions		
	W	D	H
EF1275REC2DP	1200	750	730
EF1575REC2DP	1500	750	730
EF1875REC2DP	1800	750	730



SINGLE DESK & 3 DRAWER PEDESTAL

	Dimensions		
	W	D	H
EF1275REC3DP	1200	750	730
EF1575REC3DP	1500	750	730
EF1875REC3DP	1800	750	730



SINGLE DESK & 2 + 3 DRAWER PEDESTALS

	Dimensions		
	W	D	H
EF1575REC5DP	1500	750	730
EF1875REC5DP	1800	750	730



PANEL DESK

	Dimensions		
	W	D	H
EP1075REC	1000	750	726
EP1275REC	1200	750	726
EP1575REC	1500	750	726



2 & 3 DRAWER MOBILE PEDESTALS

		Dimensions		
		W	D	H
EMP2D	2 Drawer	1500	750	525
EMP3D	3 Drawer	1800	750	525

TOP FINISHES



BE BAVARIAN BEECH OK SORANO OAK WH WHITE



DESK ACCESSORIES



POLE MOUNTED MONITOR ARM

MBMA Available in black, silver and white

- Cable management clips
- Includes pre-assembled clamp and through desk fixing
- Installed in under 2 minutes without the use of any tools



TWIN POLE MOUNTED MONITOR ARM

MBTA Available in black, silver and white

- Cable management clips
- Includes pre-assembled clamp and through desk fixing
- Installed in under 2 minutes without the use of any tools



SINGLE SPRING ASSISTED MONITOR ARM

SGAMA Available in black and white


- Discrete cable management



TWIN SPRING ASSISTED MONITOR ARM

TGAMA Available in black and white

- Discrete cable management
- Screens must be the same make, size and weight on either side



MAINS LEAD TO 3 POLE FEMALE CONNECTOR

	Length
PMCB2M	2m
PMCB3M	3m
PMCB4M	4m
PMCB5M	5m



POWER MODULES

UPM203	2 point power socket
UPM303	3 point power socket
UPM403	4 point power socket

- Power Modules can be linked in series with connector leads (see below connector leads)
- UK individually fused 5A power sockets
- Only available in black



MAGNETIC SINGLE CABLE RISER

	Colour
CABMCRSV	Silver
CABMCRWH	White

- Fits Goalpost leg desk, Premium Bench and Bench



VERTICAL CABLE MANAGER

CBS Available in black, silver and white

- Flexible design provides protection and movement
- Can accommodate cables totalling up to approximately 2.5cm x 2.5cm



DESKTOP POWER MODULES

DM02	2 power sockets & twin USB ports
DM03	2 power sockets, twin USB ports & 1 data port
DM04	2 power sockets & 2 data ports

- Does not come with power lead as standard
- Available in black and white
- Clamps to the back of the desk
- Sockets all individually fused plus 1 spare fuse per socket in unique holder



POWER MODULES

PM2BK	Power module
PMCB3M	3m power cable

- Power module cable: 1 x UK socket, 2 x smart charge, 500mm lead, 3m length
- Fits in cable port hole

- A sturdy steel mesh basket ensures cables are neat, safe and visible
- Can be cut to required length

BASKET STYLE CABLE TRAY

		Dimensions W
WB800SV	For 800 desk	600
WB1000SV	For 1000 desk	800
WB1200SV	For 1200 desk	1000
WB1400SV	For 1400 desk	1200
WB1600SV	For 1600 desk	14800



SCREENS

// 04

Collaborative working is a must when you're in an office environment, but it doesn't mean you can't have privacy. We can ensure you have the correct amount of personal space and privacy while working alongside and opposite colleagues. Our wide range of screens also allow you to attach storage solutions such as paper trays and pen potholders.

CONTENTS

- 48 Divide Type 1 Screen - Single Toolrail
 - 49 Divide Type 2 Screen - Triple Toolrail
 - 50 Mobile Screens
 - 52 Contempo Screens
 - 53 Elco Screens
 - 54 Lyle Desk Screens
 - 55 Toolrail Screens
 - 56 Panel Screens
 - 57 Screen Accessories
 - 58 Screen Finish Guide
- 60 Mangnum Screens

5 YR COMPONENT GUARANTEE
MADE TO ORDER
21 DAYS

DIVIDE TYPE 1 SCREEN - SINGLE TOOLRAIL



Features Delta foot

FABRIC FINISH // FRAME FINISH



- 30mm screen thickness
- Robust aluminium extruded frame
- Fully upholstered in fire retardant fabric
- Straight top screen profile
- Integral linking strip
- Superior build quality
- Lightweight construction
- Epoxy powder coated frame available in white or silver
- Comes with black feet as standard
- Stabilising foot available. Please order two Delta feet for each screen



	Dimensions			Dimensions	
	W	H		W	H
TKFST1Z0810UN	800	1125	TKFST1Z0815UN	800	1500
TKFST1Z1010UN	1000	1125	TKFST1Z1015UN	1000	1500
TKFST1Z1210UN	1200	1125	TKFST1Z1215UN	1200	1500
TKFST1Z1410UN	1400	1125	TKFST1Z1415UN	1400	1500
TKFST1Z1610UN	1600	1125	TKFST1Z1615UN	1600	1500
TKFST1Z1810UN	1800	1125	TKFST1Z1815UN	1800	1500
TKFST1Z0812UN	800	1200	TKFST1Z0818UN	800	1800
TKFST1Z1012UN	1000	1200	TKFST1Z1018UN	1000	1800
TKFST1Z1212UN	1200	1200	TKFST1Z1218UN	1200	1800
TKFST1Z1412UN	1400	1200	TKFST1Z1418UN	1400	1800
TKFST1Z1612UN	1600	1200	TKFST1Z1618UN	1600	1800
TKFST1Z1812UN	1800	1200			

TKFST2ZDFOOT - Delta foot (each)

* Priced in Band 1 fabric

5 YR COMPONENT GUARANTEE
MADE TO ORDER
21 DAYS

DIVIDE TYPE 2 SCREEN - TRIPLE TOOLRAIL



FABRIC FINISH // FRAME FINISH



- 30mm screen thickness
- Robust aluminium extruded frame
- Fully upholstered in fire retardant fabric
- Straight top screen profile
- Integral linking strip
- Superior build quality
- Lightweight construction
- Stabilising foot available. Please order two Delta feet for each screen
- Epoxy powder coated frame available in white or silver



	Dimensions	
	W	H
TKFST2Z0810UN	800	1125
TKFST2Z1010UN	1000	1125
TKFST2Z1210UN	1200	1125
TKFST2Z1410UN	1400	1125
TKFST2Z1610UN	1600	1125
TKFST2Z1810UN	1800	1125

TKFST2ZDFOOT - Delta foot (each)

* Priced in Band 1 fabric

5 YR
COMPONENT
GUARANTEE

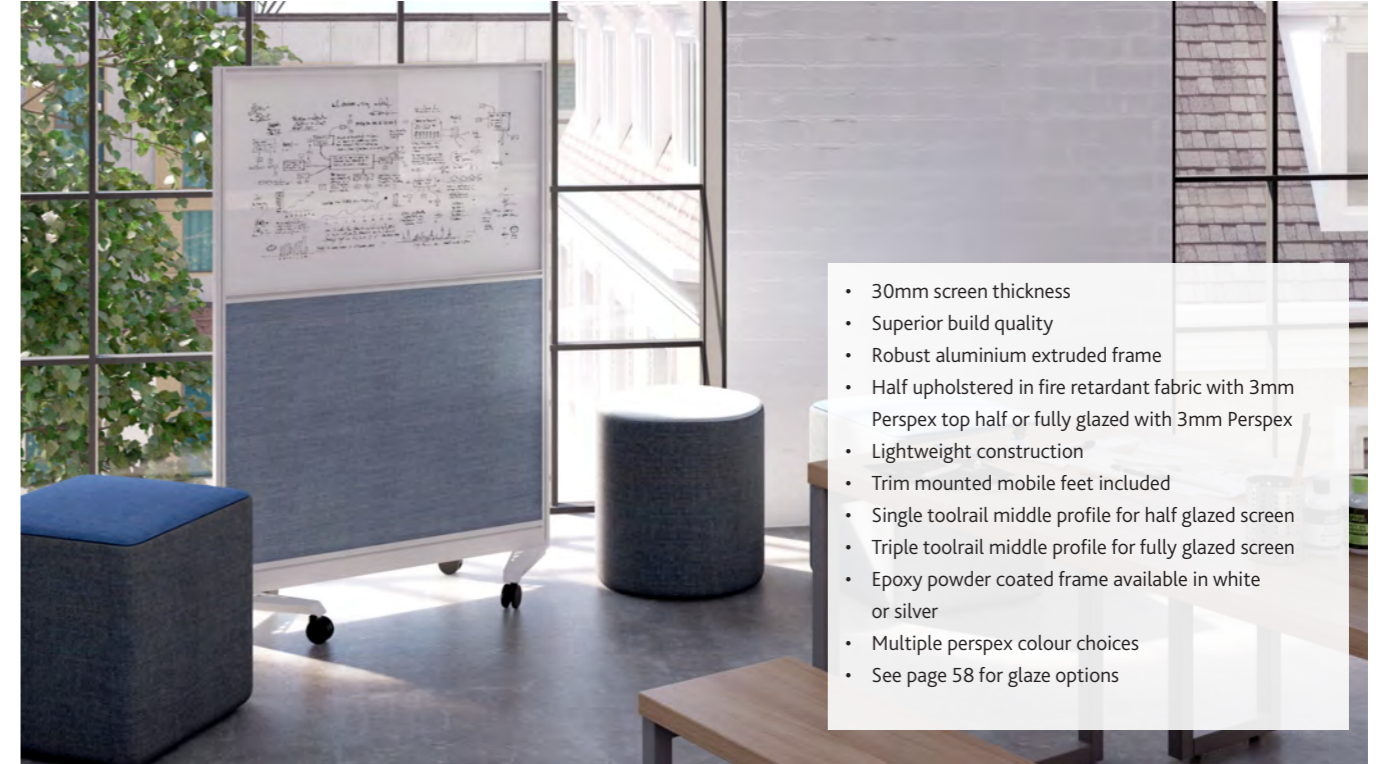
MADE
TO
ORDER

21 DAYS

MOBILE SCREENS



- 30mm screen thickness
- Superior build quality
- Robust aluminium extruded frame
- Lightweight construction
- Fully upholstered in fire retardant fabric
- Trim mounted mobile feet included
- Epoxy powder coated frame available in white or silver



- 30mm screen thickness
- Superior build quality
- Robust aluminium extruded frame
- Half upholstered in fire retardant fabric with 3mm Perspex top half or fully glazed with 3mm Perspex
- Lightweight construction
- Trim mounted mobile feet included
- Single toolrail middle profile for half glazed screen
- Triple toolrail middle profile for fully glazed screen
- Epoxy powder coated frame available in white or silver
- Multiple perspex colour choices
- See page 58 for glaze options

FABRIC FINISH // FRAME FINISH



FABRIC FINISH // FRAME FINISH



TYPE 1 - SINGLE TOOLRAIL

	Dimensions	
	W	H
TKT15KT0815UN	800	1500
TKT15KT1015UN	1000	1500
TKT15KT0818UN	800	1800
TKT15KT1018UN	1000	1800

TYPE 2 - TRIPLE TOOLRAIL

	Dimensions	
	W	H
TKT25KT0815UN	800	1500
TKT25KT1015UN	1000	1500
TKT25KT0818UN	800	1800
TKT25KT1018UN	1000	1800

TYPE 3 - HALF GLAZED

	Dimensions	
	W	H
TKT3SKT0815UN	800	1500
TKT3SKT1015UN	1000	1500
TKT3SKT0818UN	800	1800
TKT3SKT1018UN	1000	1800


TYPE 4 - FULLY GLAZED

	Dimensions	
	W	H
TKT4SKT0815UN	800	1500
TKT4SKT1015UN	1000	1500
TKT4SKT0818UN	800	1800
TKT4SKT1018UN	1000	1800

* Priced in Band 1 fabric

CONTEMPO SCREENS

5 YR COMPONENT GUARANTEE
MADE TO ORDER
21 DAYS



TYPE 1 - ROUNDED

	Dimensions	
	W	H
TKT1COSY12UN	1200	380
TKT1COSY14UN	1400	380
TKT1COSY16UN	1600	380

TYPE 3 - CHAMFER

	Dimensions	
	W	H
TKT3COSY12UN	1200	380
TKT3COSY14UN	1400	380
TKT3COSY16UN	1600	380




- Beautifully detailed exposed stitching
 - Fully upholstered in fire retardant fabric
 - Hand crafted
 - Screen thickness 25mm (approx)
- // **IMPORTANT NOTE:** Contempo screens are only available in Blazer Lite fabric

CONTEMPO, ELCO & LYLE BRACKETS

- 1 These are fitted with a 'metal-to-screen' connection bracket and requires 2 x TKDMSTRSC per screen

Contempo, Elco & Lyle Brackets
TKDMSTRSC



// **NOTE:** Contempo, Elco & Lyle cannot be fitted as return screens.

ELCO SCREENS

5 YR COMPONENT GUARANTEE
MADE TO ORDER
21 DAYS



STRAIGHT

	Dimensions	
	W	H
TKDMSECST12UN	1200	380
TKDMSECST14UN	1400	380
TKDMSECST16UN	1600	380

ARC

	Dimensions	
	W	H
TKDMSECA12UN	1200	380
TKDMSECA14UN	1400	380
TKDMSECA16UN	1600	380



- Defines the working zone on bench and desk systems
 - Allows privacy; increasing productivity
 - 25mm screen thickness
 - Fully upholstered screen with matching fabric trim
 - Fully upholstered in fire retardant fabric
 - Accessory hanging facility available, see page 57
 - Radiused on all four corners
 - Superior build quality
 - Grip is simple and fast to reposition - no bracket needed
- // **NOTE:** Only fits 25mm desktops

GRIP

	Dimensions	
	W	H
TKDMSECGR60UN	600	352

FINISHES




* Priced in Band 1 fabric



LYLE DESK SCREENS

5 YR COMPONENT GUARANTEE
MADE TO ORDER
21 DAYS



STRAIGHT

	Dimensions	
	W	H
TKDMSLYST10UN	1000	380
TKDMSLYST12UN	1200	380
TKDMSLYST14UN	1400	380
TKDMSLYST16UN	1600	380

WAVE

	Dimensions	
	W	H
TKDMSLYWV10UN	1000	380
TKDMSLYWV12UN	1200	380
TKDMSLYWV14UN	1400	380
TKDMSLYWV16UN	1600	380



• See page 52 for brackets

ARC

	Dimensions	
	W	H
TKDMSLYA10UN	1000	380
TKDMSLYA12UN	1200	380
TKDMSLYA14UN	1400	380
TKDMSLYA16UN	1600	380


FABRIC FINISH // TRIM FINISH



* Priced in Band 1 fabric

TOOLRAIL SCREENS

5 YR COMPONENT GUARANTEE
MADE TO ORDER
21 DAYS



TYPE 2 TOOLBAR

	Dimensions	
	W	H
TKDMSTR12UN	1200	380
TKDMSTR14UN	1400	380
TKDMSTR16UN	1600	380

TYPE 2 RETURN TOOLBAR

	Dimensions	
	W	H
TKDMSTR80RUN	785	380



TYPE 3 HALF GLAZED

	Dimensions	
	W	H
TKDMSHG12UN	1200	380
TKDMSHG14UN	1400	380
TKDMSHG16UN	1600	380

TYPE 3 RETURN HALF GLAZED

	Dimensions	
	W	H
TKDMSHG80RUN	785	380

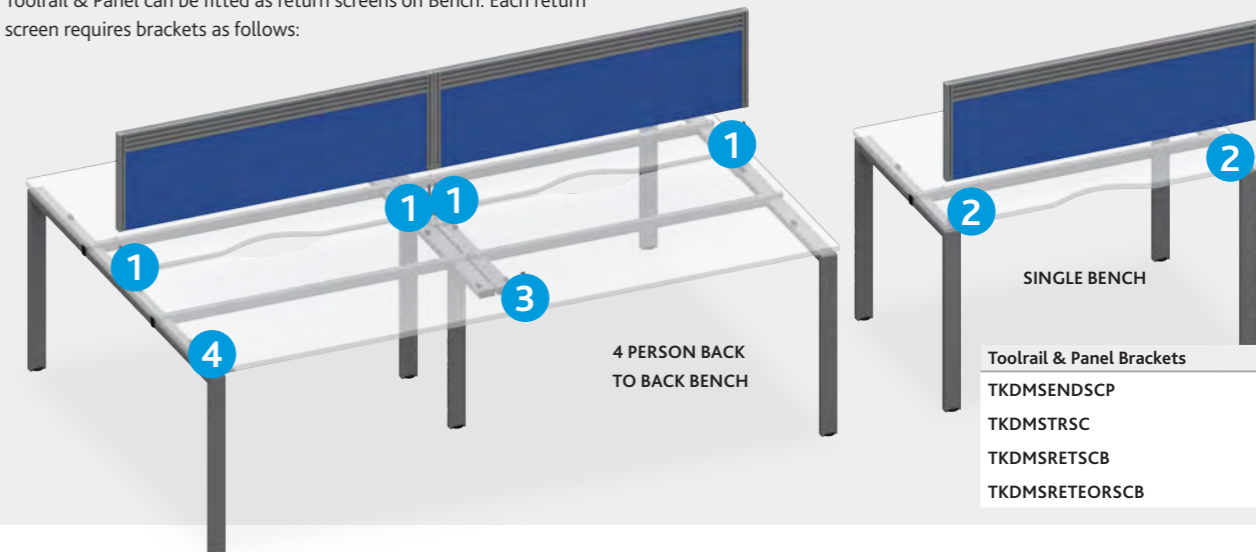
TOOLRAIL & PANEL BRACKETS

These are fitted with 'metal-to-metal' connection brackets as follows:

- 1 Back to back Bench requires 1 x TKDMSENDSCP per screen (come in pairs)
- 2 Single Bench requires 2 x TKDMSTRSC per screen

- 3 Mid run return screens requires 1 x TKDMSRETSB, which includes 1 x TKDMSRETS to clamp the leading edge of the screen and 1 x TKSLINKKIT to join the return screen to the spine screens
- 4 End of run return screens requires 1 x TKDMSRETEORSCB, which includes 1 x TKDMSRETEORSC and 1 x TKSLINKKIT

Toolrail & Panel can be fitted as return screens on Bench. Each return screen requires brackets as follows:




Toolrail & Panel Brackets

- TKDMSENDSCP
- TKDMSTRSC
- TKDMSRETSB
- TKDMSRETEORSCB

5 YR
COMPONENT
GUARANTEE

MADE
TO
ORDER
21 DAYS

PANEL SCREENS




TYPE 5 WAVE

	Dimensions	
	W	H
TKDMSW12UN	1200	380
TKDMSW14UN	1400	380
TKDMSW16UN	1600	380

TYPE 5 RETURN WAVE

	Dimensions	
	W	H
TKDMSW80RUN	785	380



TYPE 6 ARC

	Dimensions	
	W	H
TKDMSA12UN	1200	380
TKDMSA14UN	1400	380
TKDMSA16UN	1600	380

TYPE 6 RETURN ARC

	Dimensions	
	W	H
TKDMSA80RUN	785	380



TYPE 7 STRAIGHT PVC TOP

	Dimensions	
	W	H
TKDMSP12	1200	380
TKDMSP14	1400	380
TKDMSP16	1600	380

TYPE 7 RETURN STRAIGHT PVC TOP

	Dimensions	
	W	H
TKDMSP80RUN	785	380


FABRIC FINISH // FRAME FINISH



* Priced in Band 1 fabric

SCREEN ACCESSORIES

MADE
TO
ORDER
21 DAYS



ACCESSORY RAIL

	Dimensions	
	Rail Width	To Fit Screen Width
TKDMSTR08AR	600	800
TKDMSTR10AR	800	1000
TKDMSTR12AR	1000	1200
TKDMSTR14AR	1200	1400
TKDMSTR16AR	1400	1600

- Handy accessory rail simply slots over the top of a straight screen, allowing screen accessories to be utilised
 - Available in 5 different widths to suit varying screen sizes
 - Epoxy powder coated to match desk frames
- // NOTE: Sizes are to suit screen size - actual lengths are 200mm shorter

FINISHES



TOOLRAIL ACCESSORIES

	Dimensions
TKDMSTRPTA4	A4 Letter Tray
TKDMSTRPEN	Pencil Pot
TKDMSTRTP	Trinket Pot
TKDMSTRPH	Phone Holder

FINISHES



- A unique set of screen hung accessories to provide personal storage above the desk
- All accessories can be hung from the Elco accessory rail and Toolrail screens
- The phone holder is compatible with a wide range of smartphones, such as an Iphone X for size reference
- The pencil and trinket pots help tidy worksurfaces by lifting personal effects off the desktop
- Available in white and silver finish

SCREEN FINISH GUIDE

Too much choice? Let us help you with that. Whether it's a Granite grey, an Ocean blue or a Jezebel red; we've created a guide to help you pick your perfect fabric.

Should you need more information regarding screen finishes and their application, please give us a call.

TOOLRAIL / PANEL / DIVIDE / MOBILE SCREENS

Screen Fabric Bands			
Band 1	Band 2	Band 3	Band 4
Cara	Lucia L2 Racer Phoenix Era Castillo Citadel Sonus Rivet Lucia CS	Gravity Advantage Manhattan Canopy Sprint Xtreme Chateau X2 Velocity Nexus Blazer Lite Urban Synergy 170 Main Line Plus Aspect Patina	24/7 Flax 24/7+ Main Line Flax Hi-Tech Synergy Hemp Landscape Synergy Silk Intervene Plain & Texture Blazer Aquarius Track Oxygen Halcyon - Linden Halcyon - Cedar Halcyon - Poplar

ELCO SCREENS

Screen Fabric Bands			
Band 1	Band 2	Band 3	Band 4
Cara	Lucia L2 Racer Era Castillo Sonus Lucia CS	Nexus Blazer Lite Synergy 170	—

CONTEMPO SCREENS

Screen Fabric Bands			
Band 1	Band 2	Band 3	Band 4
—	—	Blazer Lite	—

PERSPEX SELECTION

Colour	Toolrail	Divide	Mobile
Aurora Violet	•	•	•
Perfect Plum	•	•	•
Acid Green	•	•	—
Chilli Red	•	•	•
Mandarin Orange	•	•	•
Lime Zest	•	•	•
Glacier Green	•	•	•
Electric Blue	•	•	•
Polar White	•	•	•
Slate Grey	•	•	•
Opal (drywipe)	—	—	•

//NOTE: For whiteboard use, please select the Opal perspex as this is the only dry wipe finish



MAGNUM SCREENS

5 YR
COMPONENT
GUARANTEE



FINISHES



- Strong and durable construction
- Made from fire retardant materials
- Feet included

FLOOR STANDING SCREEN

	Dimensions		
	W	D	H
FST1212S	1200	25	1200
FST1216S	1200	25	1600
FST1218S	1200	25	1800
FST1412S	1400	25	1200
FST1416S	1400	25	1600
FST1418S	1400	25	1800
FST1612S	1600	25	1200
FST1616S	1600	25	1600
FST1618S	1600	25	1800



STRAIGHT SCREEN

	Dimensions		
	W	D	H
DMS1200S	1200	25	400
DMS1400S	1400	25	400
DMS1600S	1600	25	400
DMS1800S	1800	25	400

- Strong and durable construction
- Made from fire retardant materials
- G-clamp brackets included



WOODEN STORAGE

// 05

The mountain of paperwork you keep meaning to file, the plant you forget to water or the office marketing material that is stacking up on your desk; there's always a reason for needing more storage and worktop space. Our wooden storage has been designed quite simply to make organisation easy.

CONTENTS

- 64 Wooden Pedestals
- 65 Wooden Filing
- 66 Wooden Bookcases
- 67 Wooden Cupboards
- 68 One Panel Plus
- 69 Eco 18 Premium Bookcases & Cupboards
- 69 Eco 18 Bookcases & Cupboards

WOODEN PEDESTALS

- 5 YR COMPONENT GUARANTEE
- A4 SUSPENSION FILING
- FS SUSPENSION FILING
- 100% BOTTOM DRAWER EXTENSION



• Fixed glides

UNDER DESK STATIC PEDESTAL

	Dimensions		
	W	D	H
TESUDP3	404	500	690



• Hidden castors

3 DRAWER DESK HIGH MOBILE PEDESTAL

	Dimensions		
	W	D	H
TESUHMP3	400	500	636



2 DRAWER MOBILE PEDESTAL

	Dimensions		
	W	D	H
TESMP2	404	500	595



3 DRAWER MOBILE PEDESTAL

	Dimensions		
	W	D	H
TESMP3	400	500	595

// NOTE: Does not support A4 or Foolscap filing



2 DRAWER FIXED PEDESTAL

	Dimensions		
	W	D	H
TESHP2	404	500	495
TESHP2/655	404	655	495

// NOTE: TESHP2/655 can only be used with single upright desks



3 DRAWER FIXED PEDESTAL

	Dimensions		
	W	D	H
TESHP3	400	500	495
TESHP3/655	400	655	495

// NOTE: TESHP3/655 can only be used with single upright desks. Does not support A4 or Foolscap filing

FINISHES

- BE BEECH
- NO NOVA OAK
- DW DARK WALNUT
- GO GREY OAK
- MA MAPLE
- WH WHITE

WOODEN FILING

- 5 YR COMPONENT GUARANTEE
- A4 SUSPENSION FILING
- FS SUSPENSION FILING
- ANTI-TILT
- 100% DRAWER EXTENSION



DESK HIGH PEDESTAL

	Dimensions		
	W	D	H
TESDHP3	404	600	730
TESDHP3/800	404	800	730



HEAVY DUTY SIDE FILER

	Dimensions		
	W	D	H
TKDH800SF	800	600	730



2 & 3 DRAWER FILING CABINETS

	Dimensions		
	W	D	H
TES2FC	464	600	710
TES3FC	464	600	1030



4 DRAWER FILING CABINET

	Dimensions		
	W	D	H
TES4FC	464	600	1365

FINISHES

- BE BEECH
- NO NOVA OAK
- DW DARK WALNUT
- GO GREY OAK
- MA MAPLE
- WH WHITE



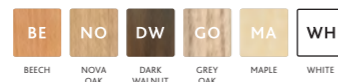
5^{YR}
COMPONENT
GUARANTEE

18^{MM}
SHELVES &
BACK
THICKNESS

WOODEN BOOKCASES



FINISHES



- 18mm one piece MFC back panel
- 25mm top and bottom panels
- Black adjustable feet for levelling
- Fully adjustable shelves



	Shelves	Dimensions		
		W	D	H
WDS745	1	800	450	730
WDS845	1	800	450	800
WDS1045	2	800	450	1000
WDS1245	3	800	450	1200
WDS1645	3	800	450	1600
WDS1845	4	800	450	1800
WDS2045	4	800	450	2000


5^{YR}
COMPONENT
GUARANTEE

18^{MM}
SHELVES &
BACK
THICKNESS

WOODEN CUPBOARDS



FINISHES



- 18mm one piece MFC back panel
- 25mm top and bottom panels
- Lockable doors with silver handles
- Black adjustable feet for levelling
- Fully adjustable shelves



	Shelves	Dimensions		
		W	D	H
WDS745CP	1	800	450	730
WDS845CP	1	800	450	800
WDS1045CP	2	800	450	1000
WDS1245CP	3	800	450	1200
WDS1645CP	3	800	450	1600
WDS1845CP	4	800	450	1800
WDS2045CP	4	800	450	2000

5 YR
COMPONENT
GUARANTEE

18 MM
SHELVES &
BACK
THICKNESS

PANEL PLUS CUPBOARDS



DOOR FINISHES // FRAME FINISH



- 18mm one piece MFC back panel
- Lockable doors with silver handles
- Black adjustable feet for levelling

	Shelves	Dimensions		
		W	D	H
WDS745CPWH	1	800	450	730
WDS845CPWH	1	800	450	800
WDS1045CPWH	2	800	450	1000
WDS1245CPWH	3	800	450	1200
WDS1645CPWH	3	800	450	1600
WDS1845CPWH	4	800	450	1800
WDS2045CPWH	4	800	450	2000

2 YR
COMPONENT
GUARANTEE

18 MM
SHELVES &
BACK
THICKNESS

ECO 18 PREMIUM BOOKCASES & CUPBOARDS



- 18mm shelves & backs
- Fixed shelves
- Wood finishes match Eco 18 range only

	Shelves	Dimensions			
		W	D	H	
EP750BC	Bookcase	1	750	400	726
EP800BC	Bookcase	1	750	400	800
EP1200BC	Bookcase	2	750	400	1200
EP1600BC	Bookcase	3	750	400	1600
EP2000BC	Bookcase	4	750	400	2000
EP800CP	Cupboard	1	750	400	800
EP1200CP	Cupboard	2	750	400	1200
EP1600CP	Cupboard	3	750	400	1600
EP2000CP	Cupboard	4	750	400	2000

FINISHES



ECO 18 BOOKCASES & CUPBOARDS



- 3mm one piece MFC back panel
- Floating shelves (apart from 1750 high which has 1 fixed shelf)
- Wood finishes match Eco 18 range only

	Shelves	Dimensions			
		W	D	H	
E800BC	Bookcase	1	750	400	800
E1200BC	Bookcase	2	750	400	1200
E1750BC	Bookcase	3	750	400	1750
E800CP	Cupboard	1	750	400	800
E1200CP	Cupboard	2	750	400	1200
E1750CP	Cupboard	3	750	400	1750

2 YR
COMPONENT
GUARANTEE

3 MM
BACK
THICKNESS

STEEL STORAGE

// 06

Inspired by our customers and designed with resilience in mind; this range of furniture is for the meticulous office worker, the organised freelancer and the problem-solving teacher. We have thought about how steel storage can cater for everybody and paid particular attention to adding elements of personalisation to ensure your space is your own.

CONTENTS

72	Talos Steel Pedestals	80	Talos Cupboards	92	Personal Effects Lockers
73	Talos Filing Cabinets	81	Bisley Contract Cupboards	93	High Capacity Storage Cupboards
74	Bisley Classic Filing	81	Bisley Essentials Cupboards	94	Dangerous Substance Safety Cabinets
74	Bisley Contract Filing	82	Office Plan Chests	95	Low Height Lockers
75	Bisley A4 Personal Home Filing	83	Office Lockers		
75	Bisley A4 Home Filing	84	Fire Resistant Safes		
76	Bisley Multidrawers	86	Safes		
77	Bisley Essentials Side Filers	88	Standard Lockers		
78	Talos Tambours	90	Multi-purpose Lockers		
79	Bisley Essentials Tambours	91	All White Lockers		

TALOS STEEL PEDESTALS

- 7YR COMPONENT GUARANTEE
- A4 SUSPENSION FILING
- FS SUSPENSION FILING
- LOCKABLE



MOBILE PEDESTAL

SLIMLINE MOBILE PEDESTAL

TKUSMP3	Dimensions		
	W	D	H
	380	470	615

TKUSSMP3	Dimensions		
	W	D	H
	300	470	615

- Pen tray included with this model

FINISHES




TALOS FILING CABINETS

- 7YR COMPONENT GUARANTEE
- A4 SUSPENSION FILING
- FS SUSPENSION FILING
- AT ANTI-TILT
- 100% DRAWER EXTENSION
- 40KG LOAD CAPACITY PER DRAWER
- LOCKABLE



FINISHES // TOP FINISHES



	Drawers	Dimensions		
		W	D	H
TCS2FC	2	465	620	700
TCS3FC	3	465	620	1000
TCS4FC	4	465	620	1300

TCS-FIL-TOP - Wooden top. Sold individually

BISLEY CLASSIC FILING

10^{YR} COMPONENT GUARANTEE	A4 SUSPENSION FILING	FS SUSPENSION FILING	45^{KG} LOAD CAPACITY PER DRAWER	LOCKABLE
--------------------------------------------------	-----------------------------------	-----------------------------------	----------------------------------------------------------	----------

- Built to last fully welded construction
- Double skin drawer fronts
- Suitable for fooscap and A4 filing



	Drawers	Dimensions		
		W	D	H
BS2E	2	470	622	711
BS3E	3	470	622	1016
BS4E	4	470	622	1321

// NOTE: Each drawer can hold up to 45kg of hanging suspension files. For use with suspension files only. Drawer bottoms are not load bearing.

FINISHES



BISLEY

BISLEY CONTRACT FILING

5^{YR} COMPONENT GUARANTEE	A4 SUSPENSION FILING	FS SUSPENSION FILING	35^{KG} LOAD CAPACITY PER DRAWER	LOCKABLE
-------------------------------------------------	-----------------------------------	-----------------------------------	----------------------------------------------------------	----------

- Best selling high quality filing cabinets
- Manufactured to meet British Standards for strength and stability
- Fitted with recessed handles
- Drawer label holders
- Central locking
- Anti-tilt to prevent more than one drawer being opened at a time



	Drawers	Dimensions		
		W	D	H
AOC2	2	470	622	711
AOC3	3	470	622	1016
AOC4	4	470	622	1321

// NOTE: Each drawer can hold up to 35kg of hanging suspension files. For use with suspension files only. Drawer bottoms are not load bearing.

FINISHES



BISLEY

BISLEY A4 PERSONAL HOME FILING

2^{YR} COMPONENT GUARANTEE	A4 SUSPENSION FILING	15^{KG} LOAD CAPACITY PER DRAWER	LOCKABLE
-------------------------------------------------	-----------------------------------	----------------------------------------------------------	----------

- Suitable for use with A4 suspension files
- Drawer loading capacity of 15kg
- Suitable for fooscap filing
- 2 drawer supplied with 1 lock and 2 keys
- 3 and 4 drawer units supplied with 2 locks and 2 keys for each
- Moulded plastic centre pull handle



	Drawers	Dimensions		
		W	D	H
A4PHF2D	2	413	400	672
A4PHF3D	3	413	400	1015
A4PHF4D	4	413	400	1321

// NOTE: 2 drawer and 3 drawer models available in all colours, 4 drawer only available in goose grey, black and grey/blue

FINISHES



BISLEY

BISLEY A4 HOME FILING

2^{YR} COMPONENT GUARANTEE	A4 SUSPENSION FILING	15^{KG} LOAD CAPACITY PER DRAWER	LOCKABLE
-------------------------------------------------	-----------------------------------	----------------------------------------------------------	----------

- Lightweight storage ideal for the home office
- Suitable for use with A4 suspension files
- Drawer loading capacity of 15kg
- Units supplied with 1 lock and 2 keys
- Single action lock secures 2 drawers (bottom 2 on 3 drawer)
- Moulded plastic centre pull handle



	Drawers	Dimensions		
		W	D	H
A4NMHF3D	3 Drawer non mobile	413	400	672
A4MHF2D	2 Drawer mobile	413	400	529
A4MHF3D	3 Drawer mobile	413	400	529

// NOTE: 3 drawer non mobile model available in all colours with 2 and 3 drawer mobile models only available in goose grey and black

FINISHES



BISLEY

A4NMHF3D

A4MHF3D

A4HF2D

BISLEY MULTIDRAWERS

5 YR
COMPONENT
GUARANTEE

100%
DRAWER
EXTENSION



• Drawer height - 87mm high



	Drawers	Dimensions		
		W	D	H
H29/6NL	6	279	380	590
H39/9NL	9	279	380	860

• Drawer height - 51mm high



	Drawers	Dimensions		
		W	D	H
H29/10NL	10	279	380	590
H39/15NL	15	279	380	860



BASE OPTION

HMDPLNTH - Black plinth base, single for 10 & 15 drawer



// NOTE
Compartment trays available,
please speak to sales for details



STOCKED FINISH

G/G
GOOSE
GREY

MADE TO ORDER FINISHES

AA3 ANTHRACITE	BP5 AZURE	AV1 BLACK	BP2 BISLEY YELLOW	BE2 FUSHA	AV4 GOOSE GREY
AV7 LIGHT GREY	BN6 BISLEY ORANGE	AY8 CARDINAL RED	AB9 CHALK	AV5 COFFEE	AV6 CREAM
BP8 MIMOSA	AY7 OXFORD BLUE	BA5 TRAFFIC WHITE	ARN SILVER (SMOOTH)		

BISLEY ESSENTIALS SIDE FILERS

A4
SUSPENSION
FILING

FS
SUSPENSION
FILING

5 YR
COMPONENT
GUARANTEE

**MADE
TO
ORDER**
10 DAYS



STOCKED FINISHES

LTG
LIGHT
GREY

WHT
CHALK
WHITE

MTO FINISHES

AV1
BLACK

ARN
SILVER

BA5
TRAFFIC
WHITE

AV4
GOOSE
GREY

AA3
ANTHRACITE

- Ideal for offices where floor space is limited
- Fits A4 and foolscap suspension filing
- All units have adjustable feet



	Drawers	Dimensions		
		W	D	H
ESSF2D	2	800	470	693
ESSF3D	3	800	470	1000
ESSF4D	4	800	470	1300



BISLEY

TALOS TAMBOURS

7^{YR} COMPONENT GUARANTEE
A4 SUSPENSION FILING
FS SUSPENSION FILING
50^{KG} LOAD CAPACITY
 LOCKABLE



FINISHES // OPTIONAL WOODEN TOP FINISHES

WH GR // BE NO DW GO MA WH
WHITE GREY BEECH NOVA OAK DARK WALNUT GREY OAK MAPLE WHITE

- A flexible alternative to wooden storage
- Lockable side-opening shutter door
- Able to mix flat shelves and suspension frames together
- Included shelves can be used for under shelf filing

	Shelves	Dimensions		
		W	D	H
TCSOT1050	2	1000	450	1050
TCSOT1950	4	1000	450	1950

- TCSOTFF - Roll out Tambour filing frame. Sold individually
- TCS-TAM-SHELF - Dual purpose Tambour shelf. Sold individually
- TCS-TAM-TOP - Wooden top. Sold individually



TCSOTFF



BISLEY ESSENTIALS TAMBOURS

5^{YR} COMPONENT GUARANTEE
 LOCKABLE



STOCKED FINISHES

OS BS GG
OAK & SILVER BEECH & SILVER GOOSE GREY

MTO ORDER FINISHES

AV7 AV1 AB9 ARN BA5 AA3
LIGHT GREY BLACK CHALK SILVER TRAFFIC WHITE ANTHRACITE

SHUTTER FINISHES

1 5 EW SL +5% 9
LIGHT GREY BLACK EXTRA WHITE SILVER DARK GREY

- Adjustable feet
- Priced empty, for interior fittings see page 81

	Dimensions		
	W	D	H
ESSOT101	1000	470	1015
ESSOT158	1000	470	1585
ESSOT198	1000	470	1985



BISLEY

TALOS CUPBOARDS

7YR COMPONENT GUARANTEE | A4 SUSPENSION FILING | 50KG LOAD CAPACITY | LOCKABLE



FINISHES // TOP FINISHES

WH GR // BE NO DW GO MA WH
 WHITE GREY // BEECH NOVA OAK DARK WALNUT GREY OAK MAPLE WHITE

- A flexible alternative to wooden storage
- Square lockable handles
- Included shelves can be used for under shelf filing
- 180° door opening

	Shelves	Dimensions		
		W	D	H
TCSDDC1000	2	920	420	1000
TCSDDC1790	4	920	420	1790
TCSDDC1950	4	920	420	1950

TCS-SHELF-BK - Dual purpose cupboard shelf. Sold individually
 TCS-CUP-TOP - Wooden top. Sold individually



BISLEY CONTRACT CUPBOARDS

5YR COMPONENT GUARANTEE | 45KG LOAD CAPACITY | LOCKABLE



- 3 point locking system
- Included shelves can be used for under shelf filing

	Shelves	Dimensions		
		W	D	H
E402A01	1	914	400	1000
E722A03	3	914	400	1806
E782A04	4	914	400	1950

E198P1/BLK - Extra dual purpose shelf, black only

FINISHES

G/G C/C
 GOOSE GREY COFFEE CREAM



BISLEY

BISLEY ESSENTIALS CUPBOARDS

5YR COMPONENT GUARANTEE | LOCKABLE



- Wide range of interior fittings available
- Levelling feet
- Standard shelves can be used for under shelf filing

	Dimensions		
	W	D	H
ESCB101	914	470	1015
ESCB158	914	470	1585
ESCB198	914	470	1985

YETBUS10 - Standard shelf
 ROSFF/BLK - Roll-out suspension filing frame
 BSSPDP1BLK - Slotted shelf
 SHDV85P5PS - Pack of 5 dividers for slotted shelf
 ROSH/BLK - Roll-out shelf

STOCKED FINISH

G/G
 GOOSE GREY

MTO ORDER FINISHES

AV7 AV1 AB9 ARN BA5 AA3
 LIGHT GREY BLACK CHALK SILVER TRAFFIC WHITE ANTHRACITE



BISLEY

5 YR
COMPONENT
GUARANTEE

MADE
TO
ORDER

20 DAYS

OFFICE PLAN CHESTS



FINISHES // FRAME FINISH



A1 SQUARE FRAME PLAN CHESTS

	Drawers	Dimensions		
		W	D	H
PC8 A1	8	992	707	830
PC6 A1	6	992	707	830
PC3 A1	3	992	707	830
PC1 A1	1	992	707	830

• Will accommodate paper size 841 x 594mm



A0 SQUARE FRAME PLAN CHESTS

	Drawers	Dimensions		
		W	D	H
PC8 A0	8	1340	960	830
PC6 A0	6	1340	960	830
PC3 A0	3	1340	960	830
PC1 A0	1	1340	960	830

• Will accommodate paper size 1189 x 841mm
• Top panel: 18mm with 2mm edge
• Leg frame: 25mm square tubing

OFFICE RECYCLE CUPBOARDS

5 YR
COMPONENT
GUARANTEE

MADE
TO
ORDER

20 DAYS



	Apertures	Dimensions		
		W	D	H
RU8/4/7	2	800	400	725
RU8/5/7	2	800	500	725
RU8/4/10	2	800	400	1000
RU8/5/10	2	800	500	1000
RU10/4/7	3	990	400	725
RU10/5/7	3	990	500	725
RUB - Replacement boxes		300	300	600

MADE TO ORDER FINISHES



2 YR COMPONENT GUARANTEE
MADE TO ORDER
7 DAYS

FIRE RESISTANT SAFES



FS2254E

FS2252K

FSDPI08

WORLD CLASS VERTICAL FIRE FILE FS2250K/E SERIES

	Drawers	Weight KG	Dimensions		
			W	D	H
FS2252K	2	140	525	675	720
FS2252E	2	140	525	675	720
FS2254K	4	266	525	675	1405
FS2254E	4	266	525	675	1405
FSDPI08 - Data protection insert		20			



Electronic Locking (E), Key Locking (K). 90 Minutes fire protection for paper records & data when FSDPI08 is used. Water resistant seals prevent damage to contents against sprinkler systems. Able to accommodate Foolscap, A4 & A5 files using width adjustable rails. Independent drawer locking allows any combinations of open or locked drawers.



FS1283E

FS1282E



TITAN FS1280E SERIES

	Litres	Weight KG	Dimensions		
			W	D	H
S1281E	19	28	412	363	360
FS1282E	25	34	350	430	410
FS1283E	36	53	400	440	515

60 Minutes fire protection for paper records & digital media, DVD's & USB sticks. Recommended for £2,000 overnight cash cover or £20,000 for valuables. High security electronic lock. Drop tested from 9.1 meters & suitable for base fixing (bolts supplied).



FSDPI03

DATA PROTECTION

FSDPI03

Insert for FS1510K/E Series (Except FS1511K/E) & FS1910E Series



FS1912E

FS1913E

FS1914E



FS1513K

FS1514K/E

FS1512K



FIRE COMMANDER FS1910E SERIES

	Litres	Weight KG	Dimensions		
			W	D	H
FS1911E	220	260	690	650	1160
FS1912E	338	340	690	650	1685
FS1913E	332	358	950	650	1160
FS1914E	626	554	1125	650	1685



FIRE RANGER FS1510K/E SERIES

	Litres	Weight KG	Dimensions		
			W	D	H
FS1511K	230	77	600	520	1225
FS1511E	230	77	600	520	1225
FS1512K	359	106	930	520	1225
FS1512E	359	106	930	520	1225
FS1513K	615	152	930	520	1950
FS1513E	615	152	930	520	1950
FS1514K	851	194	1255	520	1950
FS1514E	851	194	1255	520	1950

Electronic Locking (E), Key Locking (K). 30 Minutes fire protection for paper records. High security VDS Class 1 key lock or electronic locking with LED display. Recommended for £1,500 overnight cash cover or £15,000 for valuables. Height adjustable shelves that also include hanging rails for lateral files.

KEY



CE Certified



Optional Fingerprint Lock



Drop Test Approved



Fitted with Keylock



Fire Resistant for Data



Water Resistant



Provides Fire Protection for paper



Fire Resistant for CD/DVD/USB



Recommended Insurance Rating



Fitted with Electronic Lock

2 YR COMPONENT GUARANTEE
MADE TO ORDER
7 DAYS

SAFES



ELECTRONIC KEY SAFES KS0030E SERIES

	Hooks	Weight KG	Dimensions		
			W	D	H
KS0031E	30	6.5	300	100	280
KS0032E	48	7.5	300	100	360
KS0033E	144	20	430	130	660

High quality electronic locking with override key lock (2 keys supplied). Suitable for 30, 48 & 144 keys. Coloured key rings & tags supplied. Key deposit slot allows keys to be deposited without opening the safe. Ready prepared for floor or wall fixing (bolts supplied).

PRODUCT

	Hooks	Weight KG	Dimensions		
			W	D	H
KC0601K	42	4	270	80	350
KC0602K	64	6	300	80	450
KC0603K	100	7	380	80	550
KC0604K	200	11	380	140	550
KC0605K	300	14	380	205	550
KC0606K	400	20	730	140	550
KC0607K	600	28	730	205	550

Cabinets are manufactured with a high quality cylinder key lock supplied with 2 keys. Each unit comes with adjustable hook bars and number labels with pre-drilled fixing holes for wall mounting. Finished in a high quality durable powder coated finish.

COMPACT HOME / OFFICE SS0800E SERIES

	Litres	Weight KG	Dimensions		
			W	D	H
SS0801E	10	6	310	200	200
SS0802E	17	8	350	250	250
SS0803E	34	12	450	365	250
SS0804E	51	19	350	310	500
SS0805E	88	23	370	445	560



Recommended for £1,000 overnight cash cover or £10,000 for valuables. Advanced user friendly electronic locking with high security anti-tamper or bounce solenoid locking system. Ready prepared for fixing to the floor or wall. Ready prepared for floor or wall fixing (bolts supplied). Fitted with bright internal LED light.



LYNX SS1170 SERIES

	Litres	Weight KG	Dimensions		
			W	D	H
SS1171K	11	20	350	300	280
SS1172K	22	29	420	380	300
SS1173K	52	52	420	380	605

Recommended for £3,000 overnight cash cover or £30,000 for valuables. Fitted with high security VdS Class 1 key lock (2 keys supplied). The door is secured by twin live locking bolts. Ready prepared for floor or wall fixing (bolts supplied).



FORTRESS SS1180K/E SERIES


	Litres	Weight KG	Dimensions		
			W	D	H
SS1181K	7	15	350	300	220
SS1181E	7	15	350	300	220
SS1182K	24	25	450	350	350
SS1182E	24	25	450	350	350
SS1183K	42	37	450	350	550
SS1183E	42	37	450	350	550

ECB.S Certified & AIS (Association of Insurance Surveyors) Approved Electronic Locking (E), Key Locking (K). Tested to European S2 Security Standard (EN14450) providing £4,000 cash cover and £40,000 valuable cover. Anti drill plates for added security. High security VdS Class 1 double bitting key lock or electronic lock & time delay. Ready prepared for floor fixing (bolts supplied for concrete).


KEY




CE Certified



Optional Fingerprint Lock



Drop Test Approved



Fitted with Keylock



Fire Resistant for Data



Water Resistant



Provides Fire Protection for paper



Fire Resistant for CD/DVD/USB



Recommended Insurance Rating




Fitted with Electronic Lock

STANDARD LOCKERS

2 YR
COMPONENT
GUARANTEE

MADE
TO
ORDER
20 DAYS



Supplied with a top shelf and double coat hook

SINGLE DOOR LOCKER

	Dimensions		
	W	D	H
1830301	300	300	1800
1830451	300	450	1800
1845451	450	450	1800



Supplied with a double coat hook in each compartment

TWO DOOR LOCKER

	Dimensions		
	W	D	H
1830302	300	300	1800
1830452	300	450	1800
1845452	450	450	1800



Supplied with no internal fittings

FIVE DOOR LOCKER

	Dimensions		
	W	D	H
1830305	300	300	1800
1830455	300	450	1800



Supplied with no internal fittings

SIX DOOR LOCKER


	Dimensions		
	W	D	H
1830306	300	300	1800
1830456	300	450	1800



Supplied with no internal fittings

THREE DOOR LOCKER

	Dimensions		
	W	D	H
1830303	300	300	1800
1830453	300	450	1800



Supplied with no internal fittings

FOUR DOOR LOCKER

	Dimensions		
	W	D	H
1830304	300	300	1800
1830454	300	450	1800
1845454	450	450	1800



Supplied with no internal fittings

EIGHT DOOR LOCKER

	Dimensions		
	W	D	H
1830308	300	300	1800
1830458	300	450	1800

DOOR FINISHES // FRAME FINISH



OPTIONS

	Dimensions		
	W	D	H
ST3030 - sloping top	300	300	150
ST3045 - sloping top	300	450	150
ST4545 - sloping top	450	450	150

4 Digit combination lock - with master key override

Master key

Hanging rail

Number plate and key fob

£1 coin return or token return lock

Additional keys

Electronic combination lock

Fitting for padlock - specify at time of order




4 Digit Combination Lock



Hanging Rail



£1 Coin Return or Token Return Lock



Electronic Combination Lock

2 YR
COMPONENT
GUARANTEE

MADE
TO
ORDER

20 DAYS

MULTI-PURPOSE LOCKERS



COMBI LOCKER

	Dimensions		
	W	D	H
1845N	450	450	1800

- Ideal for the storage of personal clothing and equipment
- The locker comes with a vertical hanging compartment and smaller storage compartments
- Supplied with grey carcass

CLEAN & DIRTY LOCKER

	Dimensions		
	W	D	H
1845CD	450	450	1800

- Two vertical hanging compartments to separate workwear and daywear
- Integral seat and stands are available along with a sloping top and lock options
- Supplied with a grey carcass

DOOR FINISHES // FRAME FINISH



TWO PERSON LOCKER

	Dimensions		
	W	D	H
1845TP	450	450	1800

- A space saving unit for two users
- Each user would have a vertical hanging and a personal possession compartment
- Supplied with a grey carcass

TWIN LOCKER

	Dimensions		
	W	D	H
1845TW	450	450	1800

- This space saving unit accommodates two users each having a slim vertical storage compartment with shelf and double coat hook
- A sloping top option available
- Supplied with a grey carcass

ALL WHITE LOCKERS

2 YR
COMPONENT
GUARANTEE

MADE
TO
ORDER

20 DAYS



SINGLE DOOR LOCKER

	Dimensions		
	W	D	H
1830301W	300	300	1800
1830451W	300	450	1800

- Anti-bacterial powder coating RAL 9010
- Robust steel construction
- Contains AbbeysteelTM reduced CO2

TWO DOOR LOCKER

	Dimensions		
	W	D	H
1830302W	300	300	1800
1830452W	300	450	1800

- Anti-bacterial powder coating RAL 9010
- Robust steel construction
- Contains AbbeysteelTM reduced CO2

FINISH



FOUR DOOR LOCKER

	Dimensions		
	W	D	H
1830304W	300	300	1800
1830454W	300	450	1800

- Anti-bacterial powder coating RAL 9010
- Robust steel construction
- Contains AbbeysteelTM reduced CO2

SIX DOOR LOCKER

	Dimensions		
	W	D	H
1830306W	300	300	1800
1830456W	300	450	1800

- Anti-bacterial powder coating RAL 9010
- Robust steel construction
- Contains AbbeysteelTM reduced CO2

2 YR COMPONENT GUARANTEE
MADE TO ORDER
20 DAYS

PERSONAL EFFECTS LOCKERS

- High density storage
- 1800mm or 940mm high
- Improves workplace security
- Lock options available



FLOOR STANDING LOCKERS

		Dimensions		
		W	D	H
PEL20	20 Doors	450	380	1800
PEL10	10 Doors	450	380	940

DOOR FINISHES // FRAME FINISH



- Four and eight door available
- Available with charging ports, call sales for more details
- Supplied with two keys
- Keyless lock options available



WALL MOUNTABLE LOCKERS

		Dimensions		
		W	D	H
PEL4FT	4 Door	250	160	920
PEL8FT	8 Door	250	160	920
PEL4ST	4 Door with sloping top	250	160	920 / 990
PEL8ST	8 Door with sloping top	250	160	920 / 990

HIGH CAPACITY STORAGE CUPBOARDS

2 YR COMPONENT GUARANTEE
MADE TO ORDER
20 DAYS



724518RED1

- High density secure storage of small valuable items
- Cupboard dimensions 1830h x 1120w x 457d mm
- Choice of three tray sizes: 75, 150 and 225mm high
- Cupboards and trays delivered separately



724518BLUE3



724518OPA2

	No. of trays	Tray size H	Tray colour	Dimensions		
				W	D	H
724518OPA1	51	75	Opaque	1120	457	1830
724518RED1	51	75	Red	1120	457	1830
724518BLUE1	51	75	Blue	1120	457	1830
724510OPA2	27	150	Opaque	1120	457	1830
724518RED2	27	150	Red	1120	457	1830
724518BLUE2	27	150	Blue	1120	457	1830
724518OPA3	18	225	Opaque	1120	457	1830
724518RED3	18	225	Red	1120	457	1830
724518BLUE3	18	225	Blue	1120	457	1830

DOOR FINISHES // FRAME FINISH



DANGEROUS SUBSTANCE SAFETY CABINETS

1 YR COMPONENT GUARANTEE
MADE TO ORDER
20 DAYS



DANGEROUS SUBSTANCE CABINETS

	Shelves	Sump capacity	Sloping top	Locking	Dimensions		
					W	D	H
724818CSC	3	45Ltr	-	Yes	1220	457	1830
723618CSC	3	36Ltr	Option	Yes	915	457	1830
603618CSC	2	36Ltr	Option	Yes	915	457	1525
393618CSC	1	30Ltr	Option	Yes	915	457	1000
361818CSC	1	15Ltr	-	-	457	457	910
283618CSC	1	30Ltr	Option	Yes	915	457	710

SLOPING TOP ADD ON

	Dimensions		
	W	D	H
3618STUCSC	915	457	150



MINI DANGEROUS SUBSTANCE CABINETS

	Shelves	Sump capacity	Sloping top	Locking	Dimensions		
					W	D	H
243618CSC	1	30Ltr	Option	Yes	915	457	610
243615CSC	1	15Ltr	-	Yes	915	381	610
301818CSC	1	10Ltr	-	-	457	457	760
281812CSC	1	10Ltr	-	-	457	305	710
281412CSC	1	5Ltr	-	-	355	305	710
241818CSC	1	10Ltr	-	-	457	457	610
181812CSC	1	5Ltr	-	-	457	305	457

STANDS WITH ADJUSTABLE FEET

	Dimensions		
	W	D	H
3618STCSC	915	457	533
1818STCSC	457	457	533

IMPORTANT NOTICE:
In accordance with HSE guidelines and regulations, before these cabinets are placed into operational use, it is the responsibility of the user to ensure that the signage to be displayed is appropriate to the hazards associated with those chemicals or products to be stored within.

New GHS labelling will be supplied on dangerous substance cabinets, the primary label is the Flame meaning 'Flammable'...



Additional alternative labelling supplied loose includes 'Oxidizing' and 'Explosive'...



Labels are easy peel type to allow switching of the primary label. Additional GHS signage and chemical information segregation chart supplied within each cabinet.

LOW HEIGHT LOCKERS

2 YR COMPONENT GUARANTEE
MADE TO ORDER
20 DAYS



LOW HEIGHT 3 DOOR

	Dimensions		
	W	D	H
1330303	300	300	1370
1330383	300	380	1370
1330453	300	450	1370

- Special low height 1370mm high
- Reinforced doors
- Lock options
- Perforated door option

CUBE

	Dimensions		
	W	D	H
303030C	300	300	300
383838C	380	380	380
454545C	450	450	450

- Ideal for utilising awkward areas
- Bolted to form stacks or nests
- Locking option
- Perforated door option

DOOR FINISHES // FRAME FINISH



QUARTO

	Dimensions		
	W	D	H
513045QU	300	450	512

- Ideal modular storage solution in difficult areas
- Pre-drilled for nesting
- Elite Guard Anti-bacterial powder coating
- Locking options
- Reinforced doors
- Perforated door option



DISABILITY LOCKER

	Dimensions		
	W	D	H
133030DL	300	300	1370
133045DL	300	450	1370

- Special height for disabled users
- Low level shelf
- Reinforced doors
- Double coat hook
- Locking options

PROJECT

// 07

Not up for colour matching across different ranges for a big project? Then don't. This UK made range of furniture has been carefully selected to allow you to choose full ranges with ease and have them delivered to your doorstep in an extremely timely fashion.

CONTENTS

98	Linnea Elevate - Height Adjustable	117	Storage Units
100	Linnea Elevate - Fixed Height	118	Optima Plus Meeting Tables
102	Linnea Bench	120	Optima Plus Conference Tables
106	Linnea Accessories		
108	Optima Plus Height Adjustable Desks		
110	Optima Plus		
112	Linnea & Optima Pedestals & Filing		
114	Linnea & Optima Bookcases		
115	Linnea & Optima Cupboards		
116	Optima Tambours		

LINNEA ELEVATE - HEIGHT ADJUSTABLE

5 YR
COMPONENT
GUARANTEE

25 MM
TOP
THICKNESS

MADE
TO
ORDER
20 DAYS



SINGLE RECTANGULAR

	Dimensions		
	W	D	H
LER12/8/HA	1200	800	710 - 890
LER14/8/HA	1400	800	710 - 890
LER16/8/HA	1600	800	710 - 890
LER18/8/HA	1800	800	710 - 890

SINGLE RECTANGULAR EXTENSION

	Dimensions		
	W	D	H
LER12/8/INT/HA	1200	800	710 - 890
LER14/8/INT/HA	1400	800	710 - 890
LER16/8/INT/HA	1600	800	710 - 890
LER18/8/INT/HA	1800	800	710 - 890

2 PERSON RECTANGULAR

	Dimensions		
	W	D	H
LE12/16/HA	1200	1600	710 - 890
LE14/16/HA	1400	1600	710 - 890
LE16/16/HA	1600	1600	710 - 890
LE18/16/HA	1800	1600	710 - 890

2 PERSON RECTANGULAR EXTENSION

	Dimensions		
	W	D	H
LE12/16/INT/HA	1200	1600	710 - 890
LE14/16/INT/HA	1400	1600	710 - 890
LE16/16/INT/HA	1600	1600	710 - 890
LE18/16/INT/HA	1800	1600	710 - 890

MADE TO ORDER MFC TOP FINISHES // FRAME FINISH



- Height adjustable 710 - 890mm via crank handle
- Complete with cable trays
- Sliding tops
- Top size is 10mm shorter than stated width to avoid fingers trapping when used in bench layout
- For matching storage and tables see pages 112 - 121



LINNEA ELEVATE - FIXED HEIGHT

5^{YR}
COMPONENT
GUARANTEE

25^{MM}
TOP
THICKNESS

MADE
TO
ORDER
20 DAYS



SINGLE RECTANGULAR

	Dimensions		
	W	D	H
LER12/8	1200	800	740
LER14/8	1400	800	740
LER16/8	1600	800	740
LER18/8	1800	800	740

SINGLE RECTANGULAR EXTENSION

	Dimensions		
	W	D	H
LER12/8/INT	1200	800	740
LER14/8/INT	1400	800	740
LER16/8/INT	1600	800	740
LER18/8/INT	1800	800	740

2 PERSON RECTANGULAR

	Dimensions		
	W	D	H
LE12/16	1200	1600	740
LE14/16	1400	1600	740
LE16/16	1600	1600	740
LE18/16	1800	1600	740

2 PERSON RECTANGULAR EXTENSION

	Dimensions		
	W	D	H
LE12/16/INT	1200	1600	740
LE14/16/INT	1400	1600	740
LE16/16/INT	1600	1600	740
LE18/16/INT	1800	1600	740

MADE TO ORDER MFC TOP FINISHES // FRAME FINISH



• For matching storage and tables see pages 112 - 121



LINNEA BENCH

5^{YR}
COMPONENT
GUARANTEE

25^{MM}
TOP
THICKNESS

MADE
TO
ORDER
20 DAYS



SINGLE BENCH

	Dimensions		
	W	D	H
LR10/8	1000	800	740
LR12/8	1200	800	740
LR14/8	1400	800	740
LR16/8	1600	800	740
LR18/8	1800	800	740
LR20/8	2000	800	740

SINGLE BENCH EXTENSION

	Dimensions		
	W	D	H
LR10/8/INT	1000	800	740
LR12/8/INT	1200	800	740
LR14/8/INT	1400	800	740
LR16/8/INT	1600	800	740
LR18/8/INT	1800	800	740
LR20/8/INT	2000	800	740

DOUBLE BENCH

	Dimensions		
	W	D	H
L10/16	1000	1600	740
L12/16	1200	1600	740
L14/16	1400	1600	740
L16/16	1600	1600	740
L18/16	1800	1600	740
L20/16	2000	1600	740

DOUBLE BENCH EXTENSION

	Dimensions		
	W	D	H
L10/16/INT	1000	1600	740
L12/16/INT	1200	1600	740
L14/16/INT	1400	1600	740
L16/16/INT	1600	1600	740
L18/16/INT	1800	1600	740
L20/16/INT	2000	1600	740

MADE TO ORDER MFC TOP FINISHES // FRAME FINISH



- Complete with central cable tray
- Sliding top option is available call sales for details
- For matching storage and tables see pages 112 - 121
- For matching meeting tables see pages 104 - 105



LINNEA BENCH

5^{YR}
COMPONENT
GUARANTEE

25^{MM}
TOP
THICKNESS

MADE
TO
ORDER
20 DAYS



CURVED EXTENSION

	Dimensions		
	W	D	H
LCME12/5	1200	500	740
LCME14/5	1400	500	740
LCME16/6	1600	650	740

• Other extensions available for compatibility with screens.
Ask sales for details

STRAIGHT EXTENSION

	Dimensions		
	W	D	H
LSME12/5	1200	500	740
LSME14/5	1400	500	740
LSME16/6	1600	650	740

• Other extensions available for compatibility with screens.
Ask sales for details

CONFERENCE TABLE - TWO PIECE

	Seats	Dimensions		
		W	D	H
LCONF34	10	3400	1200	740
LCONF44	14	4400	1200	740

CONFERENCE TABLE - THREE PIECE

	Seats	Dimensions		
		W	D	H
LCONF48	16	4800	1200	740

MADE TO ORDER MFC TOP FINISHES // FRAME FINISH



MEETING TABLE

	Dimensions		
	W	D	H
LMT10/8	1000	800	740
LMT12/8	1200	800	740
LMT14/8	1400	800	740
LMT16/8	1600	800	740
LMT18/8	1800	800	740
LMT20/8	2000	800	740

• Also available with 1000, 1200 and 1600mm depths. Ask sales for details

CONFERENCE TABLE - ONE PIECE



	Seats	Dimensions		
		W	D	H
LCONF20	6	2000	1200	740
LCONF24	8	2400	1200	740



LINNEA ACCESSORIES

5 YR
COMPONENT
GUARANTEE

MADE
TO
ORDER
20 DAYS



SINGLE BENCH SCREEN

	Dimensions		
	W	D	H
ESS12	1173	27	375
ESS14	1373	27	375
ESS16	1573	27	375
ESS18	1773	27	375

- Fabric: Fully upholstered pinnable surface with aluminium trim
- Only compatible with Linnea Bench

SINGLE BENCH SCREEN WITH MANAGEMENT RAIL



	Dimensions		
	W	D	H
ESS12M	1173	27	375
ESS14M	1373	27	375
ESS16M	1573	27	375
ESS18M	1773	27	375

- Fabric: Fully upholstered pinnable surface with aluminium trim
- Only compatible with Linnea Bench

FABRIC FINISH



- All screens priced in Camira Advantage fabric. Ask sales for details on other fabrics



DOUBLE BENCH SCREEN

	Dimensions		
	W	D	H
LESS12	1173	27	375
LESS14	1373	27	375
LESS16	1573	27	375
LESS18	1773	27	375

- Fabric: Fully upholstered pinnable surface with aluminium trim
- Only compatible with Linnea Bench

DOUBLE BENCH SCREEN WITH MANAGEMENT RAIL

	Dimensions		
	W	D	H
LESS12M	1173	27	375
LESS14M	1373	27	375
LESS16M	1573	27	375
LESS18M	1773	27	375

- Fabric: Fully upholstered pinnable surface with aluminium trim
- Only compatible with Linnea Bench



LINNEA CABLE TRAYS

	Dimensions		
	W	D	H
LRCT10	470	222	75
LRCT12	670	222	75
LRCT14	870	222	75
LRCT16	1070	222	75
LRCT18	1270	222	75
LRCT20	1470	222	75

- Cable trays can be accessed from front or back of desk via the easy slot and hook design

LINNEA MODESTY PANELS

	Dimensions	
	W	H
LRMP10	760	275
LRMP12	960	275
LRMP14	1160	275
LRMP16	1360	275
LRMP18	1560	275
LRMP20	1760	275

FINISHES



LINNEA CABLE RISERS

LLCR

- Single channel cable riser (2 pack)

OPTIMA PLUS HEIGHT ADJUSTABLE DESKS

5 YR
COMPONENT
GUARANTEE

25 MM
TOP
THICKNESS

MADE
TO
ORDER
20 DAYS



NOTE: Right hand shown



NOTE: Right hand shown

- Easy to use height adjustable crank handle
- Handle folds away neatly when not in use
- For matching storage and tables see pages 112 - 121

WAVE DESK

800 DEEP RECTANGULAR DESK

	Dimensions		
	W	D	H
OPR8/HA	800	800	650 - 850
OPR10/HA	1000	800	650 - 850
OPR12/HA	1200	800	650 - 850
OPR14/HA	1400	800	650 - 850
OPR16/HA	1600	800	650 - 850
OPR18/HA	1800	800	650 - 850

		Dimensions		
		W	D	H
OPW12LH/HA	L/H	1200	800 / 1000	650 - 850
OPW14LH/HA	L/H	1400	800 / 1000	650 - 850
OPW16LH/HA	L/H	1600	800 / 1000	650 - 850
OPW18LH/HA	L/H	1800	800 / 1000	650 - 850
OPW12RH/HA	R/H	1200	800 / 1000	650 - 850
OPW14RH/HA	R/H	1400	800 / 1000	650 - 850
OPW16RH/HA	R/H	1600	800 / 1000	650 - 850
OPW18RH/HA	R/H	1800	800 / 1000	650 - 850

RADIAL DESK

		Dimensions		
		W	D	H
OPC14LH/HA	L/H	1400	800 / 1200	650 - 850
OPC16LH/HA	L/H	1600	800 / 1200	650 - 850
OPC18LH/HA	L/H	1800	800 / 1200	650 - 850
OPC14RH/HA	R/H	1400	800 / 1200	650 - 850
OPC16RH/HA	R/H	1600	800 / 1200	650 - 850
OPC18RH/HA	R/H	1800	800 / 1200	650 - 850

MADE TO ORDER MFC TOP FINISHES



FRAME FINISHES



OPTIMA PLUS

5^{YR}
COMPONENT
GUARANTEE

25^{MM}
TOP
THICKNESS

MADE
TO
ORDER
20 DAYS



NOTE: Right hand shown



NOTE: Right hand shown

• For matching storage and tables see pages 112 - 121

WAVE DESK

800 DEEP RECTANGULAR DESK

	Dimensions		
	W	D	H
OPR8	800	800	740
OPR10	1000	800	740
OPR12	1200	800	740
OPR14	1400	800	740
OPR16	1600	800	740
OPR18	1800	800	740

		Dimensions		
		W	D	H
OPW12LH	L/H	1200	800 / 1000	740
OPW14LH	L/H	1400	800 / 1000	740
OPW16LH	L/H	1600	800 / 1000	740
OPW18LH	L/H	1800	800 / 1000	740
OPW12RH	R/H	1200	800 / 1000	740
OPW14RH	R/H	1400	800 / 1000	740
OPW16RH	R/H	1600	800 / 1000	740
OPW18RH	R/H	1800	800 / 1000	740


CRESCENT DESK

		Dimensions		
		W	D	H
OPC14LH	L/H	1400	800 / 1200	740
OPC16LH	L/H	1600	800 / 1200	740
OPC18LH	L/H	1800	800 / 1200	740
OPC14RH	R/H	1400	800 / 1200	740
OPC16RH	R/H	1600	800 / 1200	740
OPC18RH	R/H	1800	800 / 1200	740

MADE TO ORDER MFC TOP FINISHES



FRAME FINISHES



LINNEA & OPTIMA PEDESTALS & FILING

5 YR
COMPONENT
GUARANTEE

MADE
TO
ORDER
20 DAYS



HIGH 3 DRAWER MOBILE PEDESTAL

	Dimensions		
	W	D	H
DMPF	420	600	640

- 2 single drawers and 1 filing drawer
- Lockable, includes 2 keys

HIGH 4 DRAWER MOBILE PEDESTAL

	Dimensions		
	W	D	H
DMP4	420	600	640

- 4 single drawers
- Lockable, includes 2 keys



NARROW MOBILE PEDESTAL

	Dimensions		
	W	D	H
DMPF/N	300	600	640

- 2 single drawers and 1 filing drawer
- Lockable, includes 2 keys

DESK HIGH PEDESTALS

	Dimensions		
	W	D	H
DHPF	420	600	740
DHPF/8	420	800	740

- 2 single drawers and 1 filing drawer
- Lockable, includes 2 keys

MADE TO ORDER TOP FINISHES



LOW 2 DRAWER MOBILE PEDESTAL

	Dimensions		
	W	D	H
MPF - 2 DRAWER	420	600	480

- 1 single drawers and 1 filing drawer
- Lockable, includes 2 keys

LOW 3 DRAWER MOBILE PEDESTAL

	Dimensions		
	W	D	H
MP3 - 3 DRAWER	420	600	480

- 3 single drawers
- Lockable, includes 2 keys



FILING CABINETS

	Dimensions		
	W	D	H
FC2 - 2 DRAWER	468	600	740
FC3 - 3 DRAWER	468	600	1075
FC4 - 4 DRAWER	468	600	1400

- Central locking with anti-tilt mechanism
- Lockable, includes 2 keys
- Foolsap filing

SIDE FILING UNITS

	Dimensions		
	W	D	H
NSF2/5	800	500	740
NSF2/6	800	600	740

- 2 filing drawers with built in anti-tilt mechanism
- Lockable, includes 2 keys
- Foolsap filing

LINNEA & OPTIMA BOOKCASES

5 YR COMPONENT GUARANTEE
MADE TO ORDER
20 DAYS



MADE TO ORDER MFC TOP FINISHES // FRAME FINISH



- Wide range of colours available
- 18mm top and back panels
- All shelves fully adjustable



	Shelves	Dimensions		
		W	D	H
BS7	1	800	300	740
BS10	2	800	300	1000
BS12	3	800	300	1200
BS16	4	800	300	1600
BS18	4	800	300	1800
BS20	5	800	300	2000

LINNEA & OPTIMA CUPBOARDS

5 YR COMPONENT GUARANTEE
MADE TO ORDER
20 DAYS



MADE TO ORDER MFC TOP FINISHES // FRAME FINISH



- 18mm top and back panels
- All shelves fully adjustable
- Optional handle styles available, call sales for details




	Shelves	Dimensions		
		W	D	H
SC12	2	800	400	1200
SC16	3	800	400	1600
SC18	3	800	400	1800
SC20	4	800	400	2000
25mm TOP PANEL				
SC7 - Including 1 shelf	1	800	400	740

OPTIMA TAMBOURS

5 YR COMPONENT GUARANTEE
MADE TO ORDER
20 DAYS



MADE TO ORDER MFC TOP FINISHES // FRAME FINISH



- Complete with system storage unit skins
- Supplied in silver as standard. For white tambour door, suffix code with /WH
- Supplied empty, see page 117 for internal fittings

	Dimensions		
	W	D	H
NSSC7ST	1050	500	740
NSSC12ST	1050	500	1200
NSSC16ST	1050	500	1600
NSSC18ST	1050	500	1800
NSSC20ST	1050	500	2000

STORAGE UNITS

5 YR COMPONENT GUARANTEE
MADE TO ORDER
20 DAYS



DESK HIGH STORAGE UNITS

	Dimensions		
	W	D	H
NSU8/4	800	400	740
NSU12/4	1200	400	740
NSU16/4	1600	400	740

TOP STORAGE UNIT

	Dimensions		
	W	D	H
TCG8H	800	350	860bv

INTERNAL STORAGE ACCESSORIES

SLOTTED FILING SHELF

- BIT10SSPDPS - Shelf
- SHDV85P5P5 - 5 x Dividers

LATERAL FILING CRADLE

- Adjustable lateral filing cradle, between 250 & 350mm centres
- BIT10LRPS - 1 Shelf

PULL OUT VERTICAL FILING CRADLE

- Two cross bars to accept foolscap filing side on. Foolscap front to back
- A4 front to back
- BIT10RFAPS

STANDARD SHELF

- BIT10BSPS - 1 Shelf

PULL OUT REFERENCE SHELF

- System storage unit skins are required for this shelf
- BIT10RSPS



OPTIMA PLUS MEETING TABLES

5 YR
COMPONENT
GUARANTEE

MADE
TO
ORDER
20 DAYS



RECTANGULAR MEETING TABLE

	Dimensions		
	W	D	H
OPRMT12	1200	800	740
OPRMT14	1400	800	740
OPRMT16	1600	800	740
OPRMT18	1800	800	740

DOUBLE D ENDED MEETING TABLE

	Dimensions		
	W	D	H
OPDDMT20	2000	800	740
OPDDMT22	2200	800	740
OPDDMT24	2400	800	740
OPDDMT26	2600	800	740

MEETING EXTENSION - ROUND LEG

	Dimensions		
	W	D	H
OPDWSCMT18	1800	800	740

- Complete with 120mm diameter support leg on 300mm diameter base
- Suitable for 1800mm wide double wave desking

MEETING EXTENSION - DOUBLE LEG

	Dimensions		
	W	D	H
OPDWSCMT	2000	800	740

- Complete with 2 x 60mm diameter support legs
- Suitable for 2000mm wide double wave desking

MADE TO ORDER MFC TOP FINISHES // FRAME FINISH



OPTIMA PLUS CONFERENCE TABLES

5 YR
COMPONENT
GUARANTEE

MADE
TO
ORDER
20 DAYS



DOUBLE ENDED CONFERENCE TABLE

	Dimensions		
	W	D	H
OPCONF1CA	2000	1200	740
OPCONF1CB	2400	1200	740

- 120mm diameter legs on 685mm diameter base
- Seating up to 8 people

PLUS RECTANGULAR CONFERENCE TABLES

	Dimensions		
	W	D	H
OPCONF1SA	2000	1200	740
OPCONF1SB	2400	1200	740

- 120mm diameter legs on 685mm diameter base
- Seating up to 8 people



OPCONF2

DOUBLE D ENDED CONFERENCE TABLES

	Sections	Dimensions		
		W	D	H
OPCONF1A	1	2000	1200	740
OPCONF2	2	3400	1200	740
OPCONF3	3	4800	1200	740

- 'I' frame leg configuration with modesty panel
- OPCONF1A supplied with 1 x 1320mm underframe. Seats up to 8 people
- OPCONF2 supplied in 2 x 1700mm sections with 2 x 1320mm underframes. Seats up to 10 people
- OPCONF3 supplied in 2 x 1700mm sections and 1 x 1400mm centre section with 3 x 1320mm underframes. Seats up to 14 people



OPCONF1A



OPCONF3

MADE TO ORDER MFC TOP FINISHES // FRAME FINISH



EXECUTIVE DESKING

// 08

Need something a little fancier? You'll find it here. This range is designed to add a touch of high end to your office without compromising on comfort or style.



CONTENTS

- 124 E-Space
- 128 Regent
- 130 Regent Bookcases & Cupboards

E SPACE

5^{YR}
COMPONENT
GUARANTEE

36^{MM}
TOP
THICKNESS



* Right hand desk shown



* Left hand desk shown



* Left hand desk shown

- Hard wearing MFC in cappuccino wood finish
- Left and right hand desk options
- 36mm top and 50mm wide leg panels
- Brushed aluminium handles
- Lockable drawers
- Pedestals include a pen tray drawer



DESK

		Dimensions		
		W	D	H
ES605CAP	R/H	2200	1190	750
ES604CAP	L/H	2200	1190	750

2 DRAWER PEDESTAL DESK

		Dimensions		
		W	D	H
ES600CAP	R/H	2200	1190	750
ES602CAP	L/H	2200	1190	750

3 DRAWER PEDESTAL DESK

		Dimensions		
		W	D	H
ES601CAP	R/H	2200	1190	750
ES603CAP	L/H	2200	1190	750

TOP FINISH // FRAME FINISH



Features Pallas executive chair, Milan skid chairs & Moonstone sofa

E SPACE

5 YR
COMPONENT
GUARANTEE

36 MM
TOP
THICKNESS



RETURN 2 DRAWER

	Dimensions		
	W	D	H
ES606CAP	1380	480	700

RETURN 3 DRAWER

	Dimensions		
	W	D	H
ES607CAP	1380	480	700



CIRCULAR MEETING TABLE

	Dimensions		
	W	D	H
ES609CAP	1200	1200	750



BARREL SHAPED TABLE

	Dimensions		
	W	D	H
ES608CAP	2200	1000	750



2 DRAWER MOBILE PEDESTAL

	Dimensions		
	W	D	H
ES622CAP	406	550	640



3 DRAWER MOBILE PEDESTAL

	Dimensions		
	W	D	H
ES621CAP	406	550	640



HIGH STORAGE CABINET

	Shelves	Dimensions		
		W	D	H
ES624CAP	3	806	425	1900




HIGH STORAGE CABINET WITH GLASS DOORS

	Shelves	Dimensions		
		W	D	H
ES625CAP	3	806	425	1900



LOW CABINET

	Shelves	Dimensions		
		W	D	H
ES626CAP	1	806	425	825



- Hard wearing MFC in cappuccino wood finish
- Brushed aluminium handles
- Pedestals include a pen tray drawer
- Lockable

REGENT

5 YR
COMPONENT
GUARANTEE

36 MM
TOP
THICKNESS



BOW FRONTED EXECUTIVE DESK

	Dimensions		
	W	D	H
TR2090	2000	900	750

RECTANGULAR EXECUTIVE DESK

	Dimensions		
	W	D	H
TR1890	1800	900	750



SIDE RETURN

	Dimensions		
	W	D	H
TR1060	1000	600	750


UNDER DESK PEDESTAL

	Dimensions		
	W	D	H
TRUDP3	435	565	700

// NOTE: Fits both left & right sides of desk



FINISHES



MEETING TABLE

	Dimensions		
	W	D	H
TR1200MT	1200	1200	750

BOARDROOM TABLE


	Dimensions		
	W	D	H
TR1810BT	1800	1150	750
TR2410BT	2400	1250	750

REGENT BOOKCASES & CUPBOARDS

5 YR COMPONENT GUARANTEE

36MM TOP THICKNESS

FIXED SHELF




FINISHES

DW NO

DARK WALNUT NOVA OAK

- Part of our Regent range with premium wood finishes and chrome detailing
- Chrome glide feet for a stylish look

		Shelves	Dimensions			
			W	D	H	S
TR8040	Bookcase	1	1005	404	800	-
TR1640	Bookcase	3	1005	404	1560	765
TR8040CP	Cupboard	1	1005	404	800	-
TR1640CP	Cupboard	3	1005	404	1560	765




REGENT TALL GLASS CUPBOARD

5 YR COMPONENT GUARANTEE

36MM TOP THICKNESS

RECTANGULAR




FINISHES

DW NO

DARK WALNUT NOVA OAK

- Part of our Regent range with premium wood finishes and chrome detailing
- A tall cupboard with split frosted glass doors in dark walnut or nova oak
- Chrome adjustable feet to avoid marking floors

	Shelves	Dimensions			
		W	D	H	S
TR1640GCP	3	1005	404	1560	765



MEETING TABLES

// 09

While you're not always in control of the agenda at meetings, you can be in control of what you choose to sit at during them. The style needn't be compromised for comfort with this range of product, nor should space constrictions; as we've included products that make flexible meeting spaces easy.

CONTENTS

134	Plateau	148	Union Folding Tables
136	Plateau High	150	One Tables
138	Meeting Tables	151	Contract Blocks
140	Reflex	152	Picnic
141	Lux	154	Modular Tables
142	Windsor	155	Summit
143	Aerofoil	156	Start 18 Multipurpose
144	Fraction Infinity Tables	158	Contract Tables
146	Tilting Tables	160	Coffee Tables
147	Economy Tilting Tables		

PLATEAU

5 YR COMPONENT GUARANTEE 25MM TOP THICKNESS DELIVERY & INSTALLATION ONLY 28 DAYS



ROUND MEETING TABLE

	Dimensions		
	W	D	H
ZPLA1200D	1200	1200	740
ZPLA1400D	1400	1400	740



SQUARE MEETING TABLE

	Dimensions		
	W	D	H
ZPLA1414S	1400	1400	740
ZPLA1616S	1600	1600	740



RECTANGULAR MEETING TABLE

	Dimensions		
	W	D	H
ZPLA1680R	1600	800	740
ZPLA1890R	1800	900	740
ZPLA2010R	2000	1000	740
ZPLA2210R	2200	1000	740
ZPLA2412R	2400	1200	740
ZPLA2814R	2800	1400	740



BARREL MEETING TABLE

	Dimensions		
	W	D	H
ZPLA2010B	2000	1000	740
ZPLA2412B	2400	1200	740



LOW STOOL

		Dimensions		
		W	D	H
SPS-LSTL	Plain top	375	375	500
SPS-LSTL-BTN	Button Top	375	375	500



BENCH

		Dimensions		
		W	D	H
SP-SPS-N	Plain top	1180	375	500
SP-BEN-N	Button top	1180	375	500

TOP FINISHES // FRAME FINISH



FABRIC FINISH



// NOTE: Priced in Camira Rivet



PLATEAU HIGH

5 YR
COMPONENT
GUARANTEE

25 MM
TOP
THICKNESS

DELIVERY &
INSTALLATION
ONLY
28 DAYS



HIGH TABLE

	Dimensions		
	W	D	H
ZPLAP1410R	1400	1000	830
ZPLAP1610R	1600	1000	830
ZPLAP1810R	1800	1000	830
ZPLAP2010R	2000	1000	830
ZPLAP2210R	2200	1000	830
ZPLAP2410R	2400	1000	830

HIGH STOOL

		Dimensions		
		W	D	H
SP-SPS-HSTL	Plain	375	375	830
SP-SPS-HSTL-BTN	Button	375	375	830

TOP FINISHES // FRAME FINISH



FABRIC FINISH



// NOTE: Priced in Camira Rivet



MEETING TABLES

5 YR
COMPONENT
GUARANTEE

MADE
TO
ORDER
25 DAYS



ALTO HIGH BENCH

	Dimensions		
	W	D	H
AB22/12	2200	1200	1050
AB24/12	2400	1200	1050
AB26/12	2600	1200	1050
AB28/12	2800	1200	1050
AB30/12	3000	1200	1050



HARMONY HIGH BENCH

	Dimensions		
	W	D	H
HB14/9	1400	900	1050
HB16/9	1600	900	1050
HB18/9	1800	900	1050
HB20/9*	2000	900	1050

* Model includes support frame



LOCO BENCH

	Dimensions		
	W	D	H
LB14/8	1400	800	740
LB16/8	1600	800	740
LB18/8	1800	800	740
LB20/8	2000	800	740

MFC TOP FINISHES



FRAME FINISHES



FABRIC FINISH



LOCO SEAT

	Dimensions		
	W	D	H
LBS13	1300	330	450
LBS15	1500	330	450
LBS17	1700	330	450
LBS19	1900	330	450



LOCO SEAT PADS

		Dimensions		
		W	D	H
FSP13	Full length seat pad	1300	330	450
FSP15	Full length seat pad	1500	330	450
FSP17	Full length seat pad	1700	330	450
FSP19	Full length seat pad	1900	330	450
ISP13	3 individual seat pads	1300	330	450
ISP15	3 individual seat pads	1500	330	450
ISP17	3 individual seat pads	1700	330	450
ISP19	3 individual seat pads	1900	330	450



REFLEX

5 YR
COMPONENT
GUARANTEE

MADE
TO
ORDER
25 DAYS



ONE PIECE OCTAGONAL CONFERENCE TABLE

	Dimensions		
	W	D	H
ROCT2400	2400	1000	740
ROCT2600	2600	1200	740
ROCT2800	2800	1200	740
ROCT3000	3000	1400	740

- ROCT3000 features a shared cable tray

ONE PIECE RECTANGULAR MEETING TABLE

	Dimensions		
	W	D	H
RMT16/10	1600	1000	740
RMT18/10	1800	1000	740
RMT20/12	2000	1200	740
RMT22/12	2200	1200	740
RMT24/12	2400	1200	740
RMT26/14	2600	1400	740
RMT28/14	2800	1400	740



- Tapered angled legs with steel subframe
- Adjustable levelling feet
- Supplied with horizontal three channel cable management when ordered with a power module. See Page 143

TWO PIECE RECTANGULAR MEETING TABLE

	Dimensions		
	W	D	H
RMT30/14	3000	1400	740
RMT32/14	3200	1400	740
RMT36/14	3600	1400	740
RMT40/14	4000	1400	740
RMT44/14	4400	1400	740
RMT48/14	4800	1400	740

- Shared centre leg

MFC FINISHES



FRAME FINISHES



LUX

5 YR
COMPONENT
GUARANTEE

MADE
TO
ORDER
25 DAYS



1000 DEEP RECTANGULAR MEETING TABLE

	Dimensions		
	W	D	H
LUXMT12/10	1200	1000	725
LUXMT14/10	1400	1000	725
LUXMT16/10	1600	1000	725
LUXMT18/10	1800	1000	725
LUXMT20/10	2000	1000	725
LUXMT22/10	2200	1000	725
LUXMT24/10	2400	1000	725
LUXMT26/10	2600	1000	725
LUXMT28/10	2800	1000	725

1200 DEEP OCTAGONAL CONFERENCE TABLE

	Dimensions		
	W	D	H
LUXOCT2600	2600	1200	725
LUXOCT2800	2800	1200	725



- Tapered oak angled legs as standard
- Steel sub frame
- Adjustable levelling feet
- Supplied with horizontal three channel cable management when ordered with a power module. See page 143

1400 DEEP RECTANGULAR MEETING TABLE

	Dimensions		
	W	D	H
LUXMT16/14	1600	1400	725
LUXMT18/14	1800	1400	725
LUXMT20/14	2000	1400	725
LUXMT22/14	2200	1400	725
LUXMT24/14	2400	1400	725
LUXMT26/14	2600	1400	725
LUXMT28/14	2800	1400	725

MFC FINISHES



FRAME FINISHES



WINDSOR

- Gives a distinct and traditional appeal to any meeting or boardroom
- Hand finished
- MFC Finishes: Ash, Autumn Cherry, Beech, Chester Oak, English Walnut, Grey, Grey Nebraska Oak, Laurentii Wenge, Natural Nebraska Oak, White

5 YR
COMPONENT
GUARANTEE

**MADE
TO
ORDER**
25 DAYS



OVAL CONFERENCE TABLE

	Dimensions		
	W	D	H
OVT24	2400	1200	740

- Arrowhead leg base with modesty panel. Seating up to 8 people



DOUBLE D ENDED CONFERENCE TABLE

	Dimensions		
	W	D	H
DDT24	2400	1200	740

- Arrowhead leg base with modesty panel. Seating up to 8 people



BARREL CONFERENCE TABLE

	Dimensions		
	W	D	H
BST24	2400	1200	740

- Arrowhead leg base with modesty panel. Seating up to 8 people



DOUBLE D ENDED CONFERENCE TABLE

	Dimensions		
	W	D	H
CONF2AL	3400	1200	740

- Arrowhead leg base with modesty panel. Seating up to 10 people
- Supplied in 2 x 1700mm sections

MFC FINISHES



AEROFOIL

- A beautiful yet practical solution to your meeting room
- Optional power modules can be incorporated
- MFC Finishes: Ash, Autumn Cherry, Beech, Chester Oak, English Walnut, Grey, Grey Nebraska Oak, Laurentii Wenge, Natural Nebraska Oak, White
- Metalwork Finishes: Silver, Black Graphite, White

5 YR
COMPONENT
GUARANTEE

1 YR
GUARANTEE
ON ELECTRICAL
ITEMS

**MADE
TO
ORDER**
25 DAYS



BARREL SHAPED BOARDROOM TABLE

	Dimensions		
	W	D	H
ABT26	2600	1300	740
ABT28	2800	1300	740

- Barrel shaped top with elliptical base with silver extruded upright
- Horizontal & vertical cable management. Seating up to 8 people



BARREL SHAPED BOARDROOM TABLE

	Dimensions		
	W	D	H
ABT40	4000	1300	740

- Barrel shaped top with elliptical base with silver extruded upright
- Horizontal & vertical cable management
- Seating up to 12 people. Supplied in 2 x 2000mm sections

MFC FINISHES // METAL FINISHES



POWER MODULE TYPE 1

- PPM2/S
- PPM2/B
- PPM2/W

- 2 x Power sockets, 3.15 Amps individually fused
- Available in black, silver & white



POWER MODULE TYPE 2

- PPM4/S
- PPM4/B
- PPM4/W

- 4 x Power sockets, 3.15 Amps individually fused
- Available in black, silver & white



POWER & DATA MODULE TYPE 1

- PPMD2/S
- PPMD2/B
- PPMD2/W

- 2 x Power sockets, 3.15 Amps individually fused & 2 x Cat5e data sockets
- Includes 3 metre data cable
- Available in black, silver & white



POWER & DATA MODULE TYPE 2

- PPMD4/S
- PPMD4/B
- PPMD4/W

- 4 x Power sockets, 3.15 Amps individually fused & 2 x Cat5e data sockets
- Includes 3 metre data cable
- Available in black, silver & white



POWER & DATA MODULE COLOURS



- Silver with Grey trim / **S** (Standard lead time)
- Black with Black trim / **B** (4 week lead time)
- White with Grey trim / **W** (4 week lead time)

MAINS CABLE - BLACK PLUG

	Length
3M	3000
5M	5000
7M	7000



5^{YR}
COMPONENT
GUARANTEE

25^{MM}
TOP
THICKNESS

FRACTION INFINITY TABLES



- A modern twist on the traditional 4 leg table
- Intermediate legs facilitate larger tables to support teams working together or collaborative spaces
- There are an infinite amount of configurations and sizes, please speak to our sales team for further information


SQUARE MEETING TABLES

	Dimensions		
	W	D	H
ZFIMT1212	1200	1200	740
ZFIMT1414	1400	1400	740
ZFIMT1616	1600	1600	740

RECTANGULAR MEETING TABLES

	Dimensions		
	W	D	H
ZFIMT1408	1400	800	740
ZFIMT1608	1600	800	740
ZFIMT1808	1800	800	740
ZFIMT2010	2000	1000	740
ZFIMT2412	2400	1200	740

TOP FINISHES // FRAME FINISHES



5^{YR}
COMPONENT
GUARANTEE

25^{MM}
TOP
THICKNESS

TILTING TABLES



D-END

	Dimensions		
	W	D	H
OTT1470DEND	1400	700	720
OTT1680DEND	1600	800	720

TRAPEZOIDAL

	Dimensions		
	W	D	H
OTT1470TRAP	1400	700	720
OTT1680TRAP	1600	800	720



- A mobile table with a user friendly quick release bar to tilt top
- Available with a silver frame
- Can be stacked or nested
- Ideal for multi-functional rooms where space is at a premium
- Lockable castors

RECTANGULAR

	Dimensions		
	W	D	H
OTT1270	1200	700	720
OTT1280	1200	800	720
OTT1470	1400	700	720
OTT1480	1400	800	720
OTT1670	1600	700	720
OTT1680	1600	800	720
OTT1880	1800	800	720

TOP FINISHES // FRAME FINISH



ECONOMY TILTING TABLES

5^{YR}
COMPONENT
GUARANTEE

25^{MM}
TOP
THICKNESS



ECONOMY D-END

	Dimensions		
	W	D	H
OETT1470DEND	1400	700	720
OETT1680DEND	1600	800	720

ECONOMY TRAPEZOIDAL

	Dimensions		
	W	D	H
OETT1680TRAP	1600	800	720

- Only order with 800 depth Rectangular



- A mobile table with manual adjustment thumb wheels to tilt top
- Available with a silver frame
- Can be stacked or nested
- Ideal for multi-functional rooms where space is at a premium
- Lockable castors

ECONOMY RECTANGULAR

	Dimensions		
	W	D	H
OETT1270	1200	700	720
OETT1280	1200	800	720
OETT1470	1400	700	720
OETT1480	1400	800	720
OETT1670	1600	700	720
OETT1680	1600	800	720

TOP FINISHES // FRAME FINISH



UNION FOLDING TABLES

5^{YR}
COMPONENT
GUARANTEE

25^{MM}
TOP
THICKNESS



RECTANGULAR

	Dimensions		
	W	D	H
OUFT1270	1200	700	725
OUFT1280	1200	800	725
OUFT1470	1400	700	725
OUFT1480	1400	800	725
OUFT1670	1600	700	725
OUFT1680	1600	800	725



TRAPEZOIDAL

	Dimensions		
	W	D	H
OUFT1680TRAP	1600	800	725



D-END

	Dimensions		
	W	D	H
OUFT1680DEND	1600	800	725

- Fold flat legs for easy storage
- Chrome and silver leg options
- Ideal for multifunctional rooms where space is at a premium

TOP FINISHES // FRAME FINISHES



5^{YR}
COMPONENT
GUARANTEE

25^{MM}
TOP
THICKNESS

ONE TABLE



RECTANGULAR

	Dimensions		
	W	D	H
OFPMT1280	1200	800	730
OFPMT1480	1400	800	730
OFPMT1680	1600	800	730
OFPMT1880	1800	800	730



CIRCULAR

	Dimensions		
	W	D	H
OFPMT10D	1000	1000	730
OFPMT12D	1200	1200	730



BOARDROOM TABLE 1800

	Dimensions		
	W	D	H
OFPBD1800	1800	1200	730



BOARDROOM TABLE 2400

	Dimensions		
	W	D	H
OFPBD2400	2400	1200	730

TOP FINISHES // FRAME FINISH



ROUND MEETING TABLE

	Dimensions		
	W	D	H
TES1100D	1100	1100	730



D-END MEETING TABLE

	Dimensions		
	W	D	H
TK1810DE	1800	1000	730
TK2412DE	2400	1200	730
OFPBT2400	2400	1200	730

FINISHES



CONTRACT BLOCKS

5^{YR}
COMPONENT
GUARANTEE

25^{MM}
TOP
THICKNESS



CONTRACT BLOCK SQUARE

	Dimensions		
	W	D	H
CH2697	1000	1000	725



CONTRACT BLOCK SEMI

	Dimensions		
	W	D	H
CH2696	1000	1000	725

TOP FINISHES // FRAME FINISH



PICNIC

5 YR
COMPONENT
GUARANTEE

25^{MM}
TOP
THICKNESS

MADE
TO
ORDER
28 DAYS



- 25mm top thickness
- Heavy duty frame (KD)
- Two table height options available

BENCH

	Dimensions		
	W	D	H
PCB1435 (FITS 1600 LOW TABLE)	1400	350	410
PCB1635 (FITS 1800 LOW TABLE)	1600	350	410
PCB1835 (FITS 2000 LOW TABLE)	1800	350	410

LOW TABLE

	Dimensions		
	W	D	H
PCTL1680	1600	800	740
PCTL1880	1800	800	740
PCTL2000	2000	800	740

HIGH TABLE

	Dimensions		
	W	D	H
PCTH1680	1600	800	1100
PCTH1880	1800	800	1100
PCTH2000	2000	800	1100

TOP FINISHES // FRAME FINISHES



5YR COMPONENT GUARANTEE
25MM TOP THICKNESS
MADE TO ORDER
25 DAYS

MODULAR TABLES



RECTANGULAR

	Dimensions		
	W	D	H
TR8	800	800	740
TR10	1000	800	740
TR12	1200	800	740
TR14	1400	800	740
TR16	1600	800	740
TR18	1800	800	740



SEMI CIRCULAR

	Dimensions		
	W	D	H
TSC16	1600	690	740



TRAPEZOIDAL

	Dimensions		
	W	D	H
TT14	1400	690	740
TT16	1600	690	740

- Configurable training and conference room furniture
- MFC top with welded underframe
- 40mm diameter tubular legs

Edging Finishes

- White with Black
- White with Laurenti Wegne
- White with Plywood Effect

MFC FINISHES

A	C	B	O	W	G	GNO	WE	NNO	WH
ASH	AUTUMN CHERRY	BEECH	CHESTER OAK	ENGLISH WALNUT	GREY	GREY NEBRASKA OAK	LAURENTI WENGE	NATURAL NEBRASKA OAK	WHITE

FRAME FINISHES

SF	BGF	WF
SILVER	BLACK GRAPHITE	WHITE



5YR COMPONENT GUARANTEE
25MM TOP THICKNESS

SUMMIT



RECTANGULAR DESK

	Dimensions		
	W	D	H
TSMT1680REC	1600	800	730



SEMI-CIRCULAR DESK

	Dimensions		
	W	D	H
TSMT80DSEM	1600	800	730

TOP FINISHES // FRAME FINISH

BE	NO	DW	GO	MA	WH	//	CR
BEECH	NOVA OAK	DARK WALNUT	GREY OAK	MAPLE	WHITE		CHROME



START 18 MULTIPURPOSE

5 YR
COMPONENT
GUARANTEE

18 MM
TOP
THICKNESS



- A range of tables in four different shapes to enable you to make the best use of your space
- Flatpack frame construction
- Ideal for constructing meeting or boardroom tables of different shapes

RECTANGULAR DESK

	Dimensions		
	W	D	H
OMPT1280REC	1200	800	730
OMPT1680REC	1600	800	730
OMPT1880REC	1800	800	730

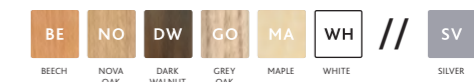
SEMI-CIRCULAR DESK

	Dimensions		
	W	D	H
OMPT1680SEMI	1600	800	730

TRAPEZOIDAL DESK

	Dimensions		
	W	D	H
OMPT1680TRAP	1600	692	730

TOP FINISHES // FRAME FINISHES



CONTRACT TABLES

5 YR
COMPONENT
GUARANTEE

25 MM
TOP
THICKNESS



LOW TABLE

	Dimensions		
	W	D	H
CH2683	600	600	430
CH2693	800	800	430

MEDIUM TABLE

	Dimensions		
	W	D	H
CH2684	600	600	725
CH2694	800	800	725



HIGH TABLE

	Dimensions		
	W	D	H
CH2685	600	600	1105
CH2695	800	800	1105

TOP FINISHES // FRAME FINISHES



COFFEE TABLES

5 YR
COMPONENT
GUARANTEE

MADE
TO
ORDER
30 DAYS

5 YR
COMPONENT
GUARANTEE



WOODEN SQUARE TABLE

	Dimensions		
	W	D	H
MMIT-1	555	555	400

FINISH

WH



WOODEN RECTANGULAR TABLE

	Dimensions		
	W	D	H
MMIT-2	1295	555	400

- Four leg wooden frame
- White top and a natural finish for the legs



ICEBERG SQUARE TABLE

	Dimensions		
	W	D	H
OF0303	635	635	460

FINISH

BE



ICEBERG RECTANGULAR TABLE

	Dimensions		
	W	D	H
OF0302	1220	635	460

- Ideal for reception areas



SPIRIT FROSTED GLASS TOP TABLE

	Dimensions		
	W	D	H
ST10C Chrome Wire Base	680	680	420

FINISHES



SPIRIT WOODEN TOP TABLE

	Dimensions		
	W	D	H
ST11C Chrome Wire Base	680	680	420

- Perfect for breakout and reception areas



ASTRAL LOW

	Dimensions		
	W	D	H
CH2677	600	600	420

TOP FINISHES // FRAME FINISH



- FR: Low
- Material: Wood veneer or high gloss lacquer



TRIPOD COFFEE TABLE

	Dimensions		
	W	D	H
CH2670	500	500	410
CH2671	500	500	455
CH2672	750	750	520

FINISH

WH



CIRCULAR COFFEE TABLE

	Dimensions		
	W	D	H
CT11/CIR08	800	800	425

FINISH



- Stylish 25mm circular MFC top
- Chrome 4 star base with protective feet

RECEPTION

// 10

Great first impressions are essential, and nothing says welcome more than a new open space featuring a contemporary reception unit and a big smile. With our modular units, space needn't ever be an issue - create your own.

CONTENTS

- 164 Invite Reception
- 168 Modular Reception
- 170 Reception

INVITE RECEPTION

5 YR COMPONENT GUARANTEE
MADE TO ORDER
30 DAYS



CONVEX 90° BASE UNITS

	Dimensions		
	R	D	H
PRUTR9-8P	900	800	727
PRUTR12-8P	1200	800	727

// NOTE: Please specify if pre-drilling to accept shelf is required (included in price)



CONCAVE 90° BASE UNIT

	Dimensions		
	R	D	H
PRUTCR12-8P	1200	800	727

// NOTE: Please specify if pre-drilling to accept shelf is required (included in price)



CONVEX 45° BASE UNITS

	Dimensions		
	R	D	H
PRUTS9-8P	900	800	727
PRUTS12-8P	1200	800	727
PRUTS18-8P	1800	800	727

// NOTE: Please specify if pre-drilling to accept shelf is required (included in price)



CONCAVE 45° BASE UNIT

	Dimensions		
	R	D	H
PRUTCS12-8P	1200	800	727

// NOTE: Please specify if pre-drilling to accept shelf is required (included in price)



CONVEX 90° BASE UNITS WITH COUNTER TOPS

	Dimensions		
	R	D	H
PRUTR9-8C	900	800	1192
PRUTR12-8C	1200	800	1192



CONCAVE 90° BASE UNIT WITH COUNTER TOP

	Dimensions		
	R	D	H
PRUTCR12-8C	1200	800	1192



CONVEX 45° BASE UNIT WITH COUNTER TOPS

	Dimensions		
	R	D	H
PRUTS9-8C	900	800	727
PRUTS12-8C	1200	800	727
PRUTS18-8C	1800	800	727



CONCAVE 45° BASE UNIT WITH COUNTER TOP

	Dimensions		
	R	D	H
PRUTCS12-8C	1200	800	1192



RECTANGULAR BASE UNITS

	Dimensions		
	W	D	H
PRUT08-8P	800	727	800
PRUT10-8P	1000	727	800
PRUT12-8P	1200	727	800
PRUT14-8P	1400	727	800
PRUT16-8P	1600	727	800
PRUT18-8P	1800	727	800
PRUT20-8P	2000	727	800

// NOTE: Please specify if pre-drilling to accept shelf is required (included in price)



WHEELCHAIR ACCESS BASE UNITS

	Dimensions		
	W	D	H
PRUT16-8W	1600	800	727
PRUT18-8W	1800	800	727



RIPPLE BASE UNIT

	Dimensions		
	W	D	H
PRUTRP12-8P	1200	1050	727

// NOTE: Please specify if pre-drilling to accept shelf is required (included in price)



RIPPLE BASE UNIT WITH COUNTER TOP

	Dimensions		
	W	D	H
PRUTRP12-8C	1200	1050	1192

MFC FINISHES



INVITE RECEPTION

5 YR
COMPONENT
GUARANTEE

MADE
TO
ORDER
30 DAYS



PEDESTALS

	Drawers	Dimensions		
		W	D	H
PDHP82	2	434	800	727
PDHP83	3	434	800	727
PDHP84	4	434	800	727

SINGLE DOOR CUPBOARD

	Dimensions		
	W	D	H
PSD04-8	434	800	727

- Shelf included
- Available in RH or LH



STRAIGHT RECEPTION SHELVES

	Dimensions		
	W	D	H
PRS08	800	325	245
PRS10	1000	325	245
PRS12	1200	325	245
PRS14	1400	325	245
PRS16	1600	325	245
PRS18	1800	325	245
PRS20	2000	325	245



RIPPLE RECEPTION SHELVES

	Dimensions		
	W	D	H
PRSRP12	1200	325	245



DOUBLE DOOR CUPBOARDS

	Dimensions		
	W	D	H
PSD08-8	800	800	727
PSD10-8	1000	800	727

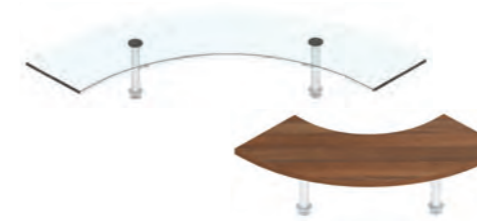
- Shelf included



HATCH MODULE


	Dimensions		
	W	D	H
PRHM-8	1000	800	727

- Available in RH or LH
- Hatch module must be attached to either a wall or an adjacent desk
- Fixings not included



90° RECEPTION SHELVES

		Dimensions		
		W	D	H
PRSR9	Convex	900	325	245
PRSR12	Convex	1200	325	245
PRSR18	Convex	1800	325	245
PRSCR12	Concave	1200	325	245



45° RECEPTION SHELVES

		Dimensions		
		W	D	H
PRSS9	Convex	900	325	245
PRSS12	Convex	1200	325	245
PRSCS12	Concave	1200	325	245

MFC FINISHES



// **NOTE 1:** These Receptions are delivered built-up. Therefore customers must complete a questionnaire about access.

// **NOTE 2:** When situated against a wall, the Lift-up Hatch and Gate unit must be firmly secured to wall. This is the customers responsibility and instructions will be left with the unit.



Lift-Up Hatch and Gate (See Note 2)



Cut-Back Leg



Pigeon Hole Option



COUNTER TOP UNITS

	Dimensions		
	W	D	H
PRCT08	800	325	465
PRCT10	1000	325	465
PRCT12	1200	325	465
PRCT14	1400	325	465
PRCT16	1600	325	465
PRCT18	1800	325	465
PRCT20	2000	325	465



PIGEON HOLE UNIT

	Dimensions		
	W	D	H
PRPHU	560	300	439

- Unit can be sited under any rectangular counter top unit

MODULAR RECEPTION

5^{YR}
COMPONENT
GUARANTEE

25^{MM}
TOP
THICKNESS



STRAIGHT UNITS

	Dimensions		
	W	D	H
RCM800SBU	800	800	742
RCM1200SBU	1200	800	742
RCM1600SBU	1600	800	742

CORNER UNIT

	Dimensions		
	W	D	H
RCMCB	800	800	742

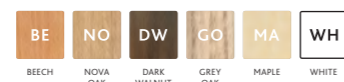
STRAIGHT TOPS

	Dimensions		
	W	D	H
RCM800SHU	800	315	400
RCM1200SHU	1200	315	400
RCM1600SHU	1600	315	400

CORNER TOP

	Dimensions		
	W	D	H
RCMCH	800	800	400

FINISHES



- Combine base units and optional counter tops to create your ideal solution
- 25mm top thickness
- Reception units are offered in 6 wood finishes to compliment your office



RECEPTION

5^{YR}
COMPONENT
GUARANTEE

25^{MM}
TOP
THICKNESS



UNITS

	Dimensions		
	W	D	H
RCA1400	1460	890	1165
RCA1600	1660	890	1165

UNIT WITH EXTENSIONS

	Dimensions		
	W	D	H
RCA1400EX	2400	890	1165
RCA1600EX	2600	890	1165




- A self-contained reception unit with a high shelf and private desk with cable port
- Extension unit available for extra space or to allow access for wheelchair users
- A light is also available to illuminate the back of the unit

LIGHTING PACK



RCALIGHT

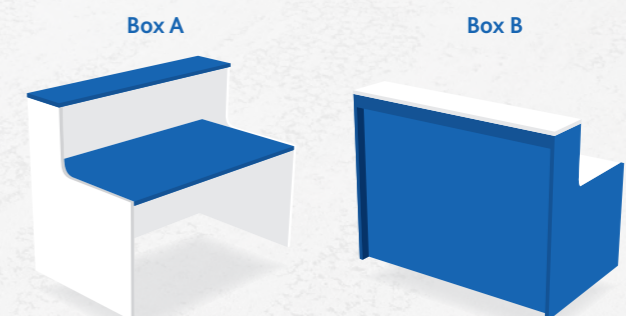
TOP & SIDE FINISHES // EXTENSION LEG FINISHES



RECEPTION MIX & MATCH

The reception desk has the option to separately pick the finish of the tops and sides, enabling you to mix finishes and create a reception unit that fits in with the office decor.

When ordering, select the finish for **Box A** to choose the desk and reception tops and select the finish for **Box B** to choose the front and side panel finish.



THINGS TO CONSIDER

The correct office chair is a very important decision to make. The right chair promotes good posture and comfort, which enhances productivity and ensures a happy, competent workforce. The average office chair can be in use for 1900 hours over the course of a year. Our selection of office seating ranges from operator, through to executive and posture seating.

IMPORTANT THINGS TO CONSIDER:



MECHANISM USER GUIDE

	<p>FIXED BACK</p> <ul style="list-style-type: none"> • Seat moves up and down • Back can be raised or lowered • The backrest angle is fixed 		<p>PERMANENT CONTACT (PCB)</p> <ul style="list-style-type: none"> • Seat moves up and down • Back can be raised or lowered • Backrest angle can be fixed or set to free float - i.e. in 'permanent contact' with your back is fixed
	<p>ASYNCHRO / ASYNCHRO TORSION</p> <ul style="list-style-type: none"> • Seat moves up and down • Back can be raised or lowered • Backrest angle can be fixed or set to free float • Seat angle can be fixed to desired angle • Torsion control knob can be adjusted to match body weight 		<p>LOCK TILT</p> <ul style="list-style-type: none"> • Seat moves up and down • Tilt of chair can be locked or set to free float • Torsion control knob can be adjusted to match body weight
	<p>SYNCHRO</p> <ul style="list-style-type: none"> • Seat moves up and down • Backrest and seat angle can be fixed or set to free float (2:1 ratio) • Synchro chairs can be fixed in either 3, 4 or 5 positions • Torsion control knob can be adjusted to match body weight 		<p>KNEE - TILT</p> <ul style="list-style-type: none"> • Seat moves up and down • Backrest and seat angle can be fixed or set to free float (2:1 ratio) • Knee tilt chairs can be fixed in either 3, 4 or 5 positions • Torsion control knob can be adjusted to match body weight
	<p>RATCHET BACK</p> <ul style="list-style-type: none"> • Back can be raised or lowered independently of chair functions 		<p>LUMBAR SUPPORT</p> <ul style="list-style-type: none"> • Backrest provides support for the natural 'S' shape of the spine • Prevents slumping and reduces stress on the spine and pelvis
	<p>SEAT SLIDE</p> <ul style="list-style-type: none"> • Seat depth can be increased or decreased independently of chair functions 		<p>STACKING CHAIR</p> <ul style="list-style-type: none"> • Designed to be safely stacked • Recommended number of chairs per stack is stated in product details if relevant

Want to match your own décor? We offer an exciting unlimited fabrics service which allows you to choose your own fabric, and we'll do the rest. Look out for our unlimited fabrics icon on all products included in this service. Please see pages 414 - 419 for fabric options on seating.



SEATING FAMILIES

// 11

There's nothing quite like family, and we understand this. Just like family, you might share the same name, but everybody has unique qualities. Our seating family section showcases a range of seating family ranges that allow for consistency without compromising on tailoring for individual uses.



CONTENTS

- 176 Rome
- 180 Vogue
- 182 Denali
- 184 Air Task
- 186 Milan

ROME MESH HB

5 YR COMPONENT GUARANTEE

2 YR UPHOLSTERY GUARANTEE

115 KG WEIGHT TOLERANCE

8 H HOURS USAGE



	Seat Dimensions	Back Dimensions
CH7000 // ROME MESH HB	D475 W500 H435 - 540	W465 H580
AC7008 // 1D ADJUSTABLE ARMS		
AC7009 // 3D ADJUSTABLE ARMS		
AC7010 // FIXED ARMS		

FR: Med
Fabric: 100% Man-made
Mechanism: Synchro / torsion

FABRIC FINISHES // FRAME FINISHES



// NOTE: Model shown is CH7000 + AC7008

ROME MESH HB + HEADREST

5 YR COMPONENT GUARANTEE

2 YR UPHOLSTERY GUARANTEE

115 KG WEIGHT TOLERANCE

8 H HOURS USAGE



	Seat Dimensions	Back Dimensions
CH7001 // ROME MESH HB + HEADREST	D490 W500 H450 - 580	W460 H560
AC7008 // 1D ADJUSTABLE ARMS		
AC7009 // 3D ADJUSTABLE ARMS		
AC7010 // FIXED ARMS		

FR: Med
Fabric: 100% Man-made
Mechanism: Synchro / torsion

FABRIC FINISHES // FRAME FINISHES



// NOTE: Model shown is CH7001 + AC7009



- High back with lumbar support in breathable mesh for comfort all day
 - A range of arms are available, either fixed, height-adjustable or 3D
- //NOTE: Only black frame is stocked with blue & black fabric

ROME HB + HEADREST

5 YR COMPONENT GUARANTEE	2 YR UPHOLSTERY GUARANTEE	115 KG WEIGHT TOLERANCE	8 H HOURS USAGE
---------------------------------------	----------------------------------------	--------------------------------------	------------------------------



- Featuring a synchro mechanism to enable the user to adjust both height and tilt level
- Only available in Mirage fabric

// NOTE: Only black frame is stocked with blue & black fabric

	Seat Dimensions	Back Dimensions
CH7011 // ROME HB + HEADREST	D495 W500 H430 - 560	W440 H520

AC7008 // 1D ADJUSTABLE ARMS

AC7009 // 3D ADJUSTABLE ARMS

AC7010 // FIXED ARMS

FR: Med
Fabric: 100% Man-made
Mechanism: Synchro / torsion / ratchet back

FABRIC FINISHES // FRAME FINISHES



// NOTE: Model shown is CH7011 + AC7009

ROME MB

5 YR COMPONENT GUARANTEE	2 YR UPHOLSTERY GUARANTEE	115 KG WEIGHT TOLERANCE	8 H HOURS USAGE
---------------------------------------	----------------------------------------	--------------------------------------	------------------------------



- Featuring a synchro mechanism to enable the user to adjust both height and tilt level
- Only available in Mirage fabric

// NOTE: Only black frame is stocked with blue & black fabric

	Seat Dimensions	Back Dimensions
CH7012 // ROME MB	D495 W500 H430 - 560	W440 H450

AC7008 // 1D ADJUSTABLE ARMS

AC7009 // 3D ADJUSTABLE ARMS

AC7010 // FIXED ARMS

FR: Med
Fabric: 100% Man-made
Mechanism: Synchro / torsion / ratchet back

FABRIC FINISHES // FRAME FINISHES



// NOTE: Model shown is CH7012 + AC7008

ROME HB

5 YR COMPONENT GUARANTEE	2 YR UPHOLSTERY GUARANTEE	115 KG WEIGHT TOLERANCE	8 H HOURS USAGE
---------------------------------------	----------------------------------------	--------------------------------------	------------------------------



- Featuring a synchro mechanism to enable the user to adjust both height and tilt level
- Only available in Mirage fabric

// NOTE: Only black frame is stocked with blue & black fabric

	Seat Dimensions	Back Dimensions
CH7010 // ROME HB	D495 W500 H430 - 560	W440 H520

AC7008 // 1D ADJUSTABLE ARMS

AC7009 // 3D ADJUSTABLE ARMS

AC7010 // FIXED ARMS

FR: Med
Fabric: 100% Man-made
Mechanism: Synchro / torsion / ratchet back

FABRIC FINISHES // FRAME FINISHES



// NOTE: Model shown is CH7010 + AC7008

ROME VISITOR

5 YR COMPONENT GUARANTEE	2 YR UPHOLSTERY GUARANTEE	115 KG WEIGHT TOLERANCE	8 H HOURS USAGE
---------------------------------------	----------------------------------------	--------------------------------------	------------------------------



- Supplied with a chrome cantilever base
- Only available in Mirage fabric

// NOTE: Only black frame is stocked with blue & black fabric

	Seat Dimensions	Back Dimensions
CH7013 // ROME VISITOR	D490 W500 H480	W440 H450

AC7010 // FIXED ARMS

FR: Med
Fabric: 100% Man-made

FABRIC FINISHES // FRAME FINISHES



// NOTE: Model shown is CH7013 + AC7010

VOGUE HB + HEADREST

5 YR
COMPONENT
GUARANTEE

2 YR
UPHOLSTERY
GUARANTEE

115 KG
WEIGHT
TOLERANCE

8 H
HOURS
USAGE



- A black high back executive mesh chair with a built-in headrest
- Supplied with 2D adjustable arms
- Synchro mechanism to adjust height and tilt

	Seat Dimensions	Back Dimensions
CH2621 // VOGUE HB + HEADREST	D500 W500 H450 - 540	W465 H725

FR: Low
Fabric: Mesh / 100% Man-made
Mechanism: Synchro 4
Arms: 2D adjustable

FABRIC FINISH
BK

VOGUE VISITOR

5 YR
COMPONENT
GUARANTEE

2 YR
UPHOLSTERY
GUARANTEE

115 KG
WEIGHT
TOLERANCE

8 H
HOURS
USAGE



- A black mid back mesh visitor chair with cantilever base
- Supplied with fixed arms
- Black cantilever base

	Seat Dimensions	Back Dimensions
CH2623 // VOGUE VISITOR	D500 W500 H435	W465 H555

FR: Low
Fabric: Mesh / 100% Man-made
Arms: Fixed

FABRIC FINISH
BK

VOGUE HB

5 YR
COMPONENT
GUARANTEE

2 YR
FABRIC
GUARANTEE

115 KG
WEIGHT
TOLERANCE

8 H
HOURS
USAGE



- A black high back mesh office chair with a chrome base
- Supplied with 2D adjustable arms
- Synchro mechanism to adjust height and tilt

	Seat Dimensions	Back Dimensions
CH2622 // VOGUE HB	D500 W500 H480 - 560	W465 H555

FR: Low
Fabric: Mesh / 100% Man-made
Mechanism: Synchro 4
Arms: 2D adjustable

FABRIC FINISH
BK



DENALI HB

5^{YR} COMPONENT GUARANTEE
 2^{YR} UPHOLSTERY GUARANTEE
 115^{KG} WEIGHT TOLERANCE
 8^H HOURS USAGE



- A contemporary high back mesh chair with swivel base & built-in mesh headrest
- Supplied with height adjustable arms and in-built adjustable lumbar support

	Seat Dimensions	Back Dimensions
CH3300BK // DENALI HB + HEADREST	D500 W490 H450 - 525	W475 H650

FR: Low
 Fabric: Mesh / 100% Man-made
 Mechanism: Lock tilt / lumbar support / torsion
 Arms: 1D adjustable arms

FABRIC FINISH

BK

DENALI VISITOR

5^{YR} COMPONENT GUARANTEE
 2^{YR} UPHOLSTERY GUARANTEE
 115^{KG} WEIGHT TOLERANCE
 8^H HOURS USAGE



- A contemporary mid back mesh chair with a chrome cantilever base
- Supplied with black fixed arms
- Chrome cantilever base and skid feet

	Seat Dimensions	Back Dimensions
CH3302BK // DENALI VISITOR	D490 W470 H450	W475 H575

FR: Low
 Fabric: Mesh / 100% Man-made
 Arms: Fixed

FABRIC FINISH

BK

DENALI MB

5^{YR} COMPONENT GUARANTEE
 2^{YR} UPHOLSTERY GUARANTEE
 115^{KG} WEIGHT TOLERANCE
 8^H HOURS USAGE



- A contemporary mid back mesh chair with black swivel base
- Supplied with black fixed arms

	Seat Dimensions	Back Dimensions
CH3301BK // DENALI MB	D490 W470 H430 - 530	W475 H575

FR: Low
 Fabric: Mesh / 100% Man-made
 Mechanism: Lock tilt / torsion
 Arms: Fixed

FABRIC FINISH

BK



AIR TASK MESH BACK



- Breathable, height adjustable double membrane mesh back
- Mechanical back rake mechanism
- Seat height adjustment
- Moulded base
- Priced in Camira Advantage
- For options, see page 185

	Seat Dimensions	Back Dimensions
AIR01B // WITH NO ARMS	D450 W480 H450 - 570	W420 H500 - 560
AIR02B // WITH FIXED "T" ARMS	D450 W480 H450 - 570	W420 H500 - 560
AIR03B // WITH 1D ARMS	D450 W480 H450 - 570	W420 H500 - 560

FR: Low
Fabric: Mesh / 100% Man-made
Mechanism: Back rake

FABRIC FINISH



// NOTE: Model shown is AIR03B

5YR COMPONENT GUARANTEE	2YR UPHOLSTERY GUARANTEE	150KG WEIGHT TOLERANCE	8H HOURS USAGE	MADE TO ORDER 20 DAYS
--------------------------------------	---------------------------------------	-------------------------------------	-----------------------------	-----------------------------------------

AIR VISITOR MESH BACK



- A contemporary mid back mesh chair with a black cantilever base
- Supplied with black fixed arms
- Black cantilever base and skid feet
- Priced in Camira Advantage

	Seat Dimensions	Back Dimensions
AIRC1B // WITH NO ARMS	D450 W480 H460	W420 H520
AIRC2B // WITH FIXED "T" ARMS	D450 W480 H460	W420 H520

FR: Low
Fabric: Mesh / 100% Man-made
Mechanism: Back rake

FABRIC FINISH



// NOTE: Model shown is AIRC2B

5YR COMPONENT GUARANTEE	2YR UPHOLSTERY GUARANTEE	150KG WEIGHT TOLERANCE	8H HOURS USAGE	MADE TO ORDER 20 DAYS
--------------------------------------	---------------------------------------	-------------------------------------	-----------------------------	-----------------------------------------

AIR TASK RIBBED BACK



- Stylish, height adjustable ribbed upholstered back
- Mechanical back rake mechanism
- Seat height adjustment
- Moulded base
- Priced in Camira Advantage
- For options, see page 185

	Seat Dimensions	Back Dimensions
AIR04B // WITH NO ARMS	D450 W480 H450 - 570	W420 H500 - 560
AIR05B // WITH FIXED "T" ARMS	D450 W480 H450 - 570	W420 H500 - 560
AIR06B // WITH 1D ARMS	D450 W480 H450 - 570	W420 H500 - 560

FR: Low
Fabric: Mesh / 100% Man-made
Mechanism: Back rake

FABRIC FINISH



// NOTE: Model shown is AIR04B

5YR COMPONENT GUARANTEE	2YR UPHOLSTERY GUARANTEE	150KG WEIGHT TOLERANCE	8H HOURS USAGE	MADE TO ORDER 20 DAYS
--------------------------------------	---------------------------------------	-------------------------------------	-----------------------------	-----------------------------------------



Options

AIRFA	FOLDAWAY HEIGHT ADJUSTABLE ARMS
AIRPBS	SILVER BASE
AIRPBC	CHROME BASE
AIRSS	SEAT SLIDE
AIRSY	SYNCHRO MECHANISM
AIRIM	INDEPENDENT MECHANISM

* COLOURED MESH BACKS AVAILABLE - ASK SALES

MILAN SWIVEL

5 YR
COMPONENT
GUARANTEE

2 YR
UPHOLSTERY
GUARANTEE

115 KG
WEIGHT
TOLERANCE

8 H
HOURS
USAGE



- Swivel chair on a chrome base with black castors
- Available in a wide range of seat colours

// **NOTE:** Stocked in PU, unlimited in Mirage fabric

	Seat Dimensions	Back Dimensions
CH7005 // MILAN SWIVEL	D420 W475 H395 - 525	W430 H400

FR: Med
Fabric: Leather look / 100% Man-made
Mechanism: Lock tilt
Arms: Fixed

PU FINISH // FABRIC FINISH



MILAN CONFERENCE

5 YR
COMPONENT
GUARANTEE

2 YR
UPHOLSTERY
GUARANTEE

115 KG
WEIGHT
TOLERANCE

8 H
HOURS
USAGE




- Swivel chair on a chrome base
- Available in a wide range of seat colours

// **NOTE:** Stocked in PU, unlimited in Mirage fabric

	Seat Dimensions	Back Dimensions
CH7008 // MILAN 4 STAR	D420 W470 H470	W435 H400

FR: Med
Fabric: Leather look / 100% Man-made

PU FINISH // FABRIC FINISH



MILAN 4-LEG

5YR
COMPONENT
GUARANTEE

2YR
UPHOLSTERY
GUARANTEE

115KG
WEIGHT
TOLERANCE

8H
HOURS
USAGE



- Chrome 4 leg frame
 - Available in a wide range of seat colours
- // NOTE:** Stocked in PU, unlimited in Mirage fabric

	Seat Dimensions	Back Dimensions
CH7007 // MILAN 4-LEG	D425 W480 H460	W435 H365

FR: Med
Fabric: Leather look / 100% Man-made

PU FINISH // FABRIC FINISH



MILAN BAR STOOL

5YR
COMPONENT
GUARANTEE

2YR
UPHOLSTERY
GUARANTEE

115KG
WEIGHT
TOLERANCE

8H
HOURS
USAGE



- High bar stool with skid feet
 - Available in a wide range of seat colours
- // NOTE:** Stocked in PU, unlimited in Mirage fabric

	Seat Dimensions	Back Dimensions
CH7004 // MILAN BAR STOOL	D370 W410 H760	W390 H210

FR: Med
Fabric: Leather look / 100% Man-made

PU FINISH // FABRIC FINISH



MILAN SKID

5YR
COMPONENT
GUARANTEE

2YR
UPHOLSTERY
GUARANTEE

115KG
WEIGHT
TOLERANCE

8H
HOURS
USAGE



- Visitor chair frame with skid frame
 - Available in a wide range of seat colours
- // NOTE:** Stocked in PU, unlimited in Mirage fabric

	Seat Dimensions	Back Dimensions
CH7006 // MILAN SKID BASE	D425 W475 H465	W435 H390

FR: Med
Fabric: Leather look / 100% Man-made

PU FINISH // FABRIC FINISH



TASK SEATING

// 12

There's nothing worse than an uncomfortable chair, especially uncomfortable task chairs, as they're designed to offer full support in all areas to those who use them. Our task chairs are designed to make every day easy.



CONTENTS

192	Willow	201	Carbon
193	Ash	202	Spark
194	Kind	202	Vida
196	Kind Mesh	203	Air Task
198	Maldini	203	Start Mesh
199	Zico		
199	Scuba		
200	Kempes		
200	Fonseca 2		
201	Marlos		

WILLOW

10^{YR}
COMPONENT
GUARANTEE

2^{YR}
UPHOLSTERY
GUARANTEE

136^{KG}
WEIGHT
TOLERANCE

8^H
HOURS
USAGE



- High back with lumbar support and breathable mesh for comfort all day
- 2D adjustable arms
- Fully ergonomic and stylish design

	Seat Dimensions	Back Dimensions
CH0736 // WILLOW	D510 W505 H470 - 585	W540 H730

FR: Med
Fabric: 100% Man-made
Mechanism: 2 lever synchro / torsion / seat slide / height adjustable lumbar
Arms: 2D adjustable

FABRIC FINISH

BL BK



ASH

10^{YR}
COMPONENT
GUARANTEE

2^{YR}
UPHOLSTERY
GUARANTEE

136^{KG}
WEIGHT
TOLERANCE

8^H
HOURS
USAGE



- Ratchet back height lumbar adjustment
- Weight balanced synchro mechanism with back angle adjustment
- Moulded foam back over mesh suspension

	Seat Dimensions	Back Dimensions
CH0737 // ASH	D515 W500 H425 - 540	W450 H605

FR: Med
Fabric: 100% Man-made
Mechanism: Weight adjusted synchro / ratchet back
Arms: 3D adjustable

FABRIC FINISH

BL BK



KIND FULL BACK TASK CHAIR

5YR COMPONENT GUARANTEE	2YR UPHOLSTERY GUARANTEE	150KG WEIGHT TOLERANCE	8-10^H HOURS USAGE	MADE TO ORDER 20 DAYS
--------------------------------------	---------------------------------------	-------------------------------------	-------------------------------------------	-----------------------------------------



- Fixed aluminium arms
- Upholstered seat & back
- Height adjustable back
- Chrome gas lift
- Polished base with 60mm hard castors
- Priced in Camira Advantage

// NOTE: See page 196 for options

	Seat Dimensions	Back Dimensions
KDT32C // FIXED ALUMINIUM ARMS	D440 W460 H460-580	W450 H600-760

FR: Low
Fabric: 100% Man-made
Mechanism: Synchronised mechanism with seat slide
Arms: Fixed



// NOTE: Shown with optional Chrome Base

KIND HB TASK CHAIR

5YR COMPONENT GUARANTEE	2YR UPHOLSTERY GUARANTEE	150KG WEIGHT TOLERANCE	8-10^H HOURS USAGE	MADE TO ORDER 20 DAYS
--------------------------------------	---------------------------------------	-------------------------------------	-------------------------------------------	-----------------------------------------



- Upholstered seat & back
- Height adjustable back
- 60mm hard castors
- Body weight responsive mechanism
- Black nylon base
- Priced in Camira Advantage

// NOTE: See page 196 for options

	Seat Dimensions	Back Dimensions
KDT21B // WITH NO ARMS	D440 W460 H440-560	W450 H620-680
KDT23B // WITH 2D ARMS	D440 W460 H440-560	W450 H620-680

FR: Low
Fabric: 100% Man-made
Mechanism: Body weight responsive



// NOTE: Model shown KDT23B

KIND FULL BACK WITH HEADREST

5YR COMPONENT GUARANTEE	2YR UPHOLSTERY GUARANTEE	150KG WEIGHT TOLERANCE	8-10^H HOURS USAGE	MADE TO ORDER 20 DAYS
--------------------------------------	---------------------------------------	-------------------------------------	-------------------------------------------	-----------------------------------------



- Headrest is standard and not adjustable
- Upholstered seat & back
- Height adjustable back
- Polished base with 60mm hard castors
- Chrome gas lift
- Priced in Camira Advantage

// NOTE: See page 196 for options

	Seat Dimensions	Back Dimensions
KDT42C // FIXED ALUMINIUM ARMS	D440 W460 H460-580	W450 H770-830

FR: Low
Fabric: 100% Man-made
Mechanism: Synchronised mechanism with seat slide
Arms: Fixed



// NOTE: Shown with optional Chrome Base

KIND MB TASK CHAIR

5YR COMPONENT GUARANTEE	2YR UPHOLSTERY GUARANTEE	150KG WEIGHT TOLERANCE	8-10^H HOURS USAGE	MADE TO ORDER 20 DAYS
--------------------------------------	---------------------------------------	-------------------------------------	-------------------------------------------	-----------------------------------------



- Upholstered seat & back
- Height adjustable back
- 60mm hard castors
- Body weight responsive mechanism
- Black nylon base
- Priced in Camira Advantage

// NOTE: See page 196 for options

	Seat Dimensions	Back Dimensions
KDT11B // WITH NO ARMS	D440 W460 H440-560	W450 H520-580
KDT13B // WITH 2D ARMS	D440 W460 H440-560	W450 H520-580

FR: Low
Fabric: 100% Man-made
Mechanism: Body weight responsive



// NOTE: Model shown is KDT11B

KIND MESH HIGH BACK CHAIR

5 YR COMPONENT GUARANTEE	2 YR UPHOLSTERY GUARANTEE	150 KG WEIGHT TOLERANCE	8-10^H HOURS USAGE	MADE TO ORDER 20 DAYS
---------------------------------------	----------------------------------------	--------------------------------------	-------------------------------------------	------------------------------------------------



- Dual mesh back with upholstered seat
- Mesh priced is Gabriel Omega, from which 9 colours are available
- Black nylon base with 60mm hard castors as standard
- Priced in Camira Advantage

	Seat Dimensions	Back Dimensions
KDT01B // NO ARMS	D440 W450 H440-560	W450 H620
KDT02B // WITH FIXED ARMS	D440 W450 H440-560	W450 H620
KDT03B // WITH 2D ARMS	D440 W450 H440-560	W450 H620



FR: Low
Fabric: Mesh / 100% Man-made
Mechanism: Body weight responsive mechanism with adjustable lumbar support

FABRIC FINISH



// NOTE: Model shown is KDT03B with Chrome Base (C)

KIND CHAIR OPTIONS

- Options**
- KDSY // SYNCHRO MECHANISM
 - KDSYT // SYNCHRO WITH SEAT TILT
 - KDSS // SEAT SLIDE
 - KDC // CHROME BASE
 - KDCG // CHROME GAS LIFT
 - KDHR // ADJUSTABLE HEAD REST (KDT21B & KDT23B & MESH ONLY)
 - KDIL // INFLATABLE LUMBAR - NOT AVAILABLE FOR MESH



MALDINI

5 YR COMPONENT GUARANTEE 2 YR UPHOLSTERY GUARANTEE 115 KG WEIGHT TOLERANCE 8 H HOURS USAGE



- Supplied with white height adjustable arms
- Aluminium base
- Height adjustable headrest
- Seat slide and adjustable lumbar support

	Seat Dimensions	Back Dimensions
CH0782WH // MALDINI BLACK	D500 W520 H460 - 555	W480 H560
CH0782WHBL // MALDINI BLUE	D500 W520 H460 - 555	W480 H560

FR: Low
Fabric: Mesh / 100% Man-made
Mechanism: Asynchro / seat slide / torsion
Arms: 1D adjustable

MESH FINISHES // FRAME FINISH
BK BL // WH



ZICO

2 YR COMPONENT GUARANTEE 2 YR UPHOLSTERY GUARANTEE 115 KG WEIGHT TOLERANCE 8 H HOURS USAGE



- Supplied with fixed arms to match the frame
- Discreet PCB mechanism with small levers, for a stylish and functional look
- Aluminium base

	Seat Dimensions	Back Dimensions
CH0799 // ZICO	D470 W470 H460 - 550	W440 H495

FR: Low
Fabric: Mesh
Mechanism: PCB
Arms: Fixed

MESH FINISH // FRAME FINISH
BK // WH

SCUBA

5 YR COMPONENT GUARANTEE 2 YR UPHOLSTERY GUARANTEE 115 KG WEIGHT TOLERANCE 8 H HOURS USAGE



- Supplied with fixed arms to match the frame
- Contemporary mesh chair with chrome base
- Black seat and grey mesh back

	Seat Dimensions	Back Dimensions
CH0792GR // SCUBA	D500 W510 H420 - 520	W465 H570

FR: Low
Fabric: Mesh / 100% Man-made
Mechanism: Lock-tilt / torsion
Arms: Fixed

FABRIC FINISH // FRAME FINISH
BK // GR

KEMPES



- A modern, stylish black mesh-backed office chair with a built-in headrest
- Supplied with height adjustable arms
- Padded foam seat with textured covering

CH0780 //
KEMPES

Seat Dimensions	Back Dimensions
D500 W490 H410 - 510	W400 H490

FR: Low
Fabric: Mesh / 100% Man-made
Mechanism: Lock tilt / torsion
Arms: 1D adjustable

FABRIC FINISH

BK

5 YR COMPONENT GUARANTEE
2 YR UPHOLSTERY GUARANTEE
115 KG WEIGHT TOLERANCE
8 H HOURS USAGE

MARLOS



- Folding flip-up arms
- Modern, stylish mesh-backed office chair
- Available in five colours

CH0790 //
MARLOS

Seat Dimensions	Back Dimensions
D500 W520 H450 - 545	W490 H580

FR: Low
Fabric: Mesh / 100% Man-made
Mechanism: Lock tilt / torsion
Arms: Folding

FABRIC FINISHES

BK BL RD GN OR

5 YR COMPONENT GUARANTEE
2 YR UPHOLSTERY GUARANTEE
115 KG WEIGHT TOLERANCE
8 H HOURS USAGE

FONSECA 2



- A high back executive chair with a plush padded headrest and sides to hug the body
- Ample padding in seat to provide all-day comfort
- Supplied with black fixed arms and chrome base

CH2404 //
FONSECA 2

Seat Dimensions	Back Dimensions
D500 W490 H470 - 565	W490 H740

FR: Medium
Fabric: Mesh / Leather look
Mechanism: Lock tilt / torsion
Arms: Fixed

FABRIC FINISH

BK

2 YR COMPONENT GUARANTEE
2 YR UPHOLSTERY GUARANTEE
115 KG WEIGHT TOLERANCE
8 H HOURS USAGE

CARBON



- A low back office chair with unique folding arms
- Mesh back keeps you cool all day
- Black and silver base as standard

CH1730 //
CARBON

Seat Dimensions	Back Dimensions
D505 W490 H470 - 570	W475 H500

FR: Low
Fabric: Mesh / 100% Man-made
Mechanism: Lock tilt / torsion
Arms: Folding

FABRIC FINISH

BK

2 YR COMPONENT GUARANTEE
2 YR UPHOLSTERY GUARANTEE
115 KG WEIGHT TOLERANCE
8 H HOURS USAGE

SPARK



- Sliding seat as standard
- Modern design with a synchronous mechanism, a mesh back and 1D adjustable arms

	Seat Dimensions	Back Dimensions
CH0781 // SPARK	D470 W480 H430 - 550	W450 H540

Unlimited Fabric Available
Please call for pricing

FR: Low
Fabric: Mesh / 100% Man-made
Mechanism: Synchronous
Arms: 1D adjustable



5 YR COMPONENT GUARANTEE	2 YR UPHOLSTERY GUARANTEE	115 KG WEIGHT TOLERANCE	8 H HOURS USAGE
---------------------------------------	----------------------------------------	--------------------------------------	------------------------------

AIR TASK MESH BACK




- Breathable, height adjustable double membrane mesh back
- PCB mechanism
- Seat height adjustment
- Priced in Camira Advantage

// NOTE: See page 185 for accessory options

	Seat Dimensions	Back Dimensions
AIR01B // WITH NO ARMS	D450 W490 H450 - 570	W420 H500 - 560
AIR02B // WITH FIXED "T" ARMS	D450 W490 H450 - 570	W420 H500 - 560
AIR03B // WITH 1D ARMS	D450 W490 H450 - 570	W420 H500 - 560

FR: Low
Fabric: Mesh / 100% Man-made
Mechanism: PCB



5 YR COMPONENT GUARANTEE	2 YR UPHOLSTERY GUARANTEE	150 KG WEIGHT TOLERANCE	8 H HOURS USAGE	MADE TO ORDER 20 DAYS
---------------------------------------	----------------------------------------	--------------------------------------	------------------------------	---------------------------------

VIDA



- Sliding seat as standard
- Modern design with a synchronous mechanism, a mesh back and adjustable arms
- Priced in Camira Advantage

	Seat Dimensions	Back Dimensions
VID // VIDA MESH	D475 W480 H480 - 600	W425 H495

FR: Low
Fabric: Mesh / 100% Man-made
Mechanism: Synchronous
Arms: Adjustable



5 YR COMPONENT GUARANTEE	2 YR UPHOLSTERY GUARANTEE	150 KG WEIGHT TOLERANCE	8 H HOURS USAGE	MADE TO ORDER 20 DAYS
---------------------------------------	----------------------------------------	--------------------------------------	------------------------------	---------------------------------


START MESH



- A mesh-backed office chair with a chrome base, ideal for home offices
- Supplied with height adjustable arms
- Padded foam seat with textured covering

	Seat Dimensions	Back Dimensions
CH1743 // START MESH	D490 W490 H455 - 545	W460 H580

FR: Low
Fabric: Mesh / 100% Man-made
Mechanism: Lock tilt / torsion
Arms: 1D adjustable



2 YR COMPONENT GUARANTEE	2 YR UPHOLSTERY GUARANTEE	115 KG WEIGHT TOLERANCE	8 H HOURS USAGE
---------------------------------------	----------------------------------------	--------------------------------------	------------------------------

24HR & HEAVY DUTY

// 13

For the hard workers, long shift doers and those needing a little more support. These chairs are designed to be robust and provide you with all the strength and flexibility you need; the ability is up to you.

CONTENTS

206	Strata	216	Maxi Ergo
207	Fonz	217	Calypso Ergo
208	Alto		
209	Chachi		
210	Cheetah		
211	Panther		
212	Vista		
213	Marathon		
214	Call Centre		
215	Caraca		



STRATA

10 YR
COMPONENT
GUARANTEE

2 YR
UPHOLSTERY
GUARANTEE

152 KG
WEIGHT
TOLERANCE

24 H
HOURS
USAGE

PHYSIO APPROVED

ERGONOMIC FEATURES TESTED AND APPROVED FOR OFFICE USE BY A QUALIFIED PHYSIOTHERAPIST

24 HOUR 24 STONE

SUITABLE FOR CONTINUOUS USE IN DEMANDING WORKING ENVIRONMENTS



	Seat Dimensions	Back Dimensions
CH0735 // STRATA MESH HIGH BACK	D530 W520 H500 - 565	W545 H660

FR: Low
Fabric: Mesh / 100% Man-made
Mechanism: Synchro 5 / seat slide
Arms: 1D adjustable

FABRIC FINISH



FONZ

5 YR
COMPONENT
GUARANTEE

2 YR
UPHOLSTERY
GUARANTEE

152 KG
WEIGHT
TOLERANCE

24 H
HOURS
USAGE

PHYSIO APPROVED

ERGONOMIC FEATURES TESTED AND APPROVED FOR OFFICE USE BY A QUALIFIED PHYSIOTHERAPIST

24 HOUR 24 STONE

SUITABLE FOR CONTINUOUS USE IN DEMANDING WORKING ENVIRONMENTS



	Seat Dimensions	Back Dimensions
CH0730 // FONZ	D460 W490 H495 - 575	W495 H660

FR: Low
Fabric: Mesh / 100% Man-made
Mechanism: Synchro / torsion
Arms: 2D adjustable

FABRIC FINISH



ALTO

- 5 YR COMPONENT GUARANTEE
- 2 YR FABRIC GUARANTEE
- 115 KG WEIGHT TOLERANCE
- 8 H HOURS USAGE



	Seat Dimensions	Back Dimensions
CH1914 // ALTO	D490 W520 H470 - 565	W480 H570

FR: Medium
Fabric: Mesh
Mechanism: Synchro / torsion / seat slide
Arms: 1D adjustable

FABRIC FINISH
BK



CHACHI

- 5 YR COMPONENT GUARANTEE
- 2 YR FABRIC GUARANTEE
- 115 KG WEIGHT TOLERANCE
- 8 H HOURS USAGE

PHYSIO APPROVED
ERGONOMIC FEATURES TESTED AND APPROVED FOR OFFICE USE BY A QUALIFIED PHYSIOTHERAPIST



	Seat Dimensions	Back Dimensions
CH1910 // CHACHI	D510 W500 H450 - 540	W515 H750

FR: Medium
Fabric: Mesh
Mechanism: Lock-tilt / torsion
Arms: 3D Adjustable

FABRIC FINISH
BK



CHEETAH

5 YR COMPONENT GUARANTEE

2 YR UPHOLSTERY GUARANTEE

152 KG WEIGHT TOLERANCE

24 H HOURS USAGE

PHYSIO APPROVED

ERGONOMIC FEATURES TESTED AND APPROVED FOR OFFICE USE BY A QUALIFIED PHYSIOTHERAPIST

24 HOUR 24 STONE

SUITABLE FOR CONTINUOUS USE IN DEMANDING WORKING ENVIRONMENTS



	Seat Dimensions	Back Dimensions
CH1110 // LEATHER CHEETAH	D490 W530 H490 - 550	W530 H735
CH1111 // FABRIC CHEETAH	D490 W530 H490 - 550	W530 H735

CH1110
FR: Low
Fabric: Leather faced
Mechanism: Asynchro / torsion / ratchet back / seat slide
Arms: 2D adjustable

CH1111
FR: Med
Fabric: Wool mix
Mechanism: Asynchro / torsion / ratchet back / seat slide
Arms: 2D adjustable

LEATHER FINISH // FABRIC FINISHES



PANTHER

5 YR COMPONENT GUARANTEE

2 YR UPHOLSTERY GUARANTEE

152 KG WEIGHT TOLERANCE

24 H HOURS USAGE

PHYSIO APPROVED

ERGONOMIC FEATURES TESTED AND APPROVED FOR OFFICE USE BY A QUALIFIED PHYSIOTHERAPIST

24 HOUR 24 STONE

SUITABLE FOR CONTINUOUS USE IN DEMANDING WORKING ENVIRONMENTS



	Seat Dimensions	Back Dimensions
CH1101 // LEATHER PANTHER	D525 W515 H490 - 580	W525 H645
CH1108 // FABRIC PANTHER	D525 W515 H490 - 580	W525 H645

CH1101
FR: Low
Fabric: Leather faced
Mechanism: Asynchro / torsion / ratchet
Arms: 2D adjustable

CH1108
FR: Med
Fabric: Wool mix
Mechanism: Asynchro / torsion / ratchet
Arms: 2D adjustable

LEATHER FINISH // FABRIC FINISHES



VISTA

- 5^{YR} COMPONENT GUARANTEE
- 2^{YR} UPHOLSTERY GUARANTEE
- 152^{KG} WEIGHT TOLERANCE
- 24^H HOURS USAGE
- UNLIMITED FABRICS

PHYSIO APPROVED

ERGONOMIC FEATURES TESTED AND APPROVED FOR OFFICE USE BY A QUALIFIED PHYSIOTHERAPIST

24 HOUR 24 STONE

SUITABLE FOR CONTINUOUS USE IN DEMANDING WORKING ENVIRONMENTS



	Seat Dimensions	Back Dimensions
CH0903PU // VISTA HB BLACK PU	D510 W510 H485 - 585	W490 H580
CH0903 // VISTA HB FABRIC	D510 W510 H485 - 585	W490 H580

Unlimited Fabric Available

Please call for pricing

FR: Med
 Fabric: 100% Man-made
 Mechanism: Asynchro / torsion / seat slide / lumbar / ratchet back
 Arms: 2D adjustable

PU FINISH // FABRIC FINISHES



MARATHON

- 5^{YR} COMPONENT GUARANTEE
- 2^{YR} UPHOLSTERY GUARANTEE
- 152^{KG} WEIGHT TOLERANCE
- 24^H HOURS USAGE

PHYSIO APPROVED

ERGONOMIC FEATURES TESTED AND APPROVED FOR OFFICE USE BY A QUALIFIED PHYSIOTHERAPIST

24 HOUR 24 STONE

SUITABLE FOR CONTINUOUS USE IN DEMANDING WORKING ENVIRONMENTS



	Seat Dimensions	Back Dimensions
CH1105 // LEATHER MARATHON	D540 W530 H470 - 560	W490 H640
CH1106 // FABRIC MARATHON	D540 W530 H470 - 560	W490 H640

CH1105
 FR: Low
 Fabric: Leather faced
 Mechanism: Asynchro / torsion / ratchet back
 Arms: 2D adjustable

CH1106
 FR: Med
 Fabric: Wool mix
 Mechanism: Asynchro / torsion / ratchet back
 Arms: 2D adjustable

LEATHER FINISH // FABRIC FINISHES



CALL CENTRE

5 YR COMPONENT GUARANTEE

2 YR UPHOLSTERY GUARANTEE

152 KG WEIGHT TOLERANCE

24 H HOURS USAGE

PHYSIO APPROVED

ERGONOMIC FEATURES TESTED AND APPROVED FOR OFFICE USE BY A QUALIFIED PHYSIOTHERAPIST

24 HOUR 24 STONE

SUITABLE FOR CONTINUOUS USE IN DEMANDING WORKING ENVIRONMENTS



	Seat Dimensions	Back Dimensions
CH0905 // CALL CENTRE	D460 W510 H480 - 570	W495 H650

FR: Med
Fabric: 100% Man-made
Mechanism: Asynchro / torsion / ratchet back
Arms: 2D adjustable

FABRIC FINISH

RB CH BK



CARACAL

5 YR COMPONENT GUARANTEE

2 YR UPHOLSTERY GUARANTEE

115 KG WEIGHT TOLERANCE

8 H HOURS USAGE

PHYSIO APPROVED

ERGONOMIC FEATURES TESTED AND APPROVED FOR OFFICE USE BY A QUALIFIED PHYSIOTHERAPIST



	Seat Dimensions	Back Dimensions
CH0906 // CARACAL	D510 W515 H480 - 560	W500 H790

FR: Med
Fabric: 100% Man-made
Mechanism: Asynchro & seat slide / ratchet back / lumbar
Arms: 1D adjustable

FABRIC FINISH

BK



MAXI ERGO

5 YR COMPONENT GUARANTEE

2 YR UPHOLSTERY GUARANTEE

115 KG WEIGHT TOLERANCE

8 H HOURS USAGE

PHYSIO APPROVED

ERGONOMIC FEATURES TESTED AND APPROVED FOR OFFICE USE BY A QUALIFIED PHYSIOTHERAPIST

// NOTE: This chair is only physio approved when used with the 1D arm

STOCKED IN ADVANTAGE FABRIC



	Seat Dimensions	Back Dimensions
CH0808 + AC1040 // MAXI ERGO + 1D ARMS	D500 W520 H490 - 620	W500 H600
CH0808 + AC1082 // MAXI ERGO + FOLDING ARMS	D500 W520 H490 - 620	W500 H600

Unlimited Fabric Available
Please call for pricing

FR: Med
Fabric: 100% Man-made
Mechanism: Asynchro / torsion / seat slide / lumbar pump / ratchet back

FABRIC FINISH



CALYPSO ERGO

2 YR COMPONENT GUARANTEE

2 YR UPHOLSTERY GUARANTEE

115 KG WEIGHT TOLERANCE

8 H HOURS USAGE

PHYSIO APPROVED

ERGONOMIC FEATURES TESTED AND APPROVED FOR OFFICE USE BY A QUALIFIED PHYSIOTHERAPIST

// NOTE: This chair is only physio approved when used with the 1D arm



	Seat Dimensions	Back Dimensions
CH2810 + AC1040 // CALYPSO ERGO + 1D ARMS	D470 W470 H470 - 600	W450 H500
CH2810 + AC1082 // CALYPSO ERGO + FOLDING ARMS	D470 W470 H470 - 600	W450 H500

Unlimited Fabric Available
Please call for pricing

FR: Med
Fabric: 100% Man-made
Mechanism: PCB / lumbar pump

FABRIC FINISHES // PU FINISH



EXECUTIVE SEATING

// 14

Need something a little fancier? You'll find it here with designs to add a touch of high end to your office without compromising on comfort or style.

CONTENTS

221	Pallas	228	Keno
221	Zeus	229	Ares
222	Cronos	229	Casino II
222	Montana	230	Canasta II
223	Whist	231	Jack II
224	Milan		
225	Flex		
226	Sosa		
227	Puma		
227	Baresi		



PALLAS

5YR
COMPONENT
GUARANTEE

2YR
UPHOLSTERY
GUARANTEE

115KG
WEIGHT
TOLERANCE

8H
HOURS
USAGE



- Contemporary executive style chair in bonded leather
- Lock-tilt mechanism with torsion control which is lockable in the upright position

	Seat Dimensions	Back Dimensions
CH3201 // PALLAS	D520 W490 H440 - 520	W490 H910

FR: Low
Fabric: Bonded leather
Mechanism: Lock tilt
Arms: Fixed

FINISH
BK

ZEUS

5YR
COMPONENT
GUARANTEE

2YR
UPHOLSTERY
GUARANTEE

115KG
WEIGHT
TOLERANCE

8H
HOURS
USAGE



- Contemporary executive chair
- Asyncho mechanism with torsion control which is lockable in the upright position
- Large seat dimensions

	Seat Dimensions	Back Dimensions
CH3200 // ZEUS	D580 W570 H515 - 590	W620 H870

FR: Med
Fabric: Leather look
Mechanism: Asyncho
Arms: Fixed

FINISH
BK

CRONOS

5 YR COMPONENT GUARANTEE	2 YR UPHOLSTERY GUARANTEE	115 KG WEIGHT TOLERANCE	8 H HOURS USAGE
---------------------------------------	----------------------------------------	--------------------------------------	------------------------------



- Generously upholstered leather executive chair with silver detailing
- Sturdy fixed arms with comfy padding

	Seat Dimensions	Back Dimensions
CH3208 // CRONOS	D530 W560 H485 - 560	W530 H780

FR: Med
Fabric: Leather faced
Mechanism: Lock-tilt / torsion
Arms: Fixed

FINISH
BK

WHIST

5 YR COMPONENT GUARANTEE	2 YR UPHOLSTERY GUARANTEE	115 KG WEIGHT TOLERANCE	8 H HOURS USAGE
---------------------------------------	----------------------------------------	--------------------------------------	------------------------------



- Modern executive office chair
- Generously cushioned seat and back with distinctive stitching detail
- Lock tilt mechanism which is lockable in the upright position

	Seat Dimensions	Back Dimensions
CH0206 // LEATHER WHIST	D550 W570 H450 - 550	W530 H730
CH3206 // FABRIC WHIST	D550 W570 H450 - 550	W530 H730

CH0206
FR: Low
Fabric: Leather faced
Mechanism: Lock tilt / torsion
Arms: Fixed

CH3206
FR: Med
Fabric: 100% Man-made
Mechanism: Lock tilt / torsion
Arms: Fixed

LEATHER FINISH // FABRIC FINISHES
BK // RB BK

MONTANA

5 YR COMPONENT GUARANTEE	2 YR UPHOLSTERY GUARANTEE	115 KG WEIGHT TOLERANCE	8 H HOURS USAGE
---------------------------------------	----------------------------------------	--------------------------------------	------------------------------



- Premium grade, leather faced, executive office chair
- Generously cushioned seat & back with a pronounced headrest & padded armrests
- Knee-tilt mechanism can be fixed in 5 different positions

	Seat Dimensions	Back Dimensions
CH0240 // MONTANA	D550 W540 H475 - 555	W520 H820

FR: Low
Fabric: Leather faced
Mechanism: Knee-tilt 5 / torsion
Arms: Fixed

FINISH
BK

MILAN SWIVEL

5 YR
COMPONENT
GUARANTEE

2 YR
UPHOLSTERY
GUARANTEE

115 KG
WEIGHT
TOLERANCE

8 H
HOURS
USAGE



- Swivel chair on a chrome base with black castors
- Available in a wide range of colours

// NOTE: Stocked in black PU, made to order in unlimited Mirage fabric

	Seat Dimensions	Back Dimensions
CH7005 // MILAN SWIVEL	D420 W475 H395 - 525	W430 H395

FR: Med
Fabric: Leather look / 100% Man-made
Mechanism: Lock tilt
Arms: Fixed

PU FINISH // FABRIC FINISH



FLEX MID BACK

5 YR
COMPONENT
GUARANTEE

2 YR
UPHOLSTERY
GUARANTEE

115 KG
WEIGHT
TOLERANCE

8 H
HOURS
USAGE



- Swivel chair on a polished aluminium base with black castors
- Breathable mesh back and polished fixed arms

	Seat Dimensions	Back Dimensions
CH1248 // FLEX MID BACK	D450 W490 H470 - 540	W470 H465

FR: Low
Fabric: Mesh
Mechanism: Fixed
Arms: Fixed

FINISH



FLEX HIGH BACK

5 YR
COMPONENT
GUARANTEE

2 YR
UPHOLSTERY
GUARANTEE

115 KG
WEIGHT
TOLERANCE

8 H
HOURS
USAGE



- High back swivel chair on a polished aluminium base with black castors
- Breathable mesh back and polished fixed arms

	Seat Dimensions	Back Dimensions
CH1247BK // FLEX HIGH BACK	D450 W490 H470 - 540	W470 H630

FR: Low
Fabric: Mesh
Mechanism: Fixed
Arms: Fixed

FINISH



SOSA

5YR
COMPONENT
GUARANTEE

2YR
UPHOLSTERY
GUARANTEE

115KG
WEIGHT
TOLERANCE

8H
HOURS
USAGE



- Soft-touch PU seat with chrome frame for style as well as comfort
- Lock tilt mechanism which is lockable in the upright position
- Tension control knob which can be adjusted to match the user's body weight

	Seat Dimensions	Back Dimensions
CH1249 // SOSA	D490 W530 H485 - 575	W465 H420

FR: Med
Fabric: Leather look
Mechanism: Lock-tilt / torsion
Arms: Fixed

FINISH
BK



PUMA

5YR
COMPONENT
GUARANTEE

2YR
UPHOLSTERY
GUARANTEE

115KG
WEIGHT
TOLERANCE

8H
HOURS
USAGE



- Generously padded seat and back with a chrome base & height-adjustable arms
- Curved back to promote good posture and hug the user
- Asynchro mechanism enables complete customisation

	Seat Dimensions	Back Dimensions
CH1003 // PUMA	D470 W505 H490 - 610	W470 H525

FR: Med
Fabric: Leather look
Mechanism: Asynchro
Arms: 1D adjustable

FINISH
BK

BARESI

5YR
COMPONENT
GUARANTEE

2YR
UPHOLSTERY
GUARANTEE

115KG
WEIGHT
TOLERANCE

8H
HOURS
USAGE



- Soft-touch PU seat with chrome frame for style as well as comfort
- Lock tilt mechanism which is lockable in the upright position
- Tension control knob which can be adjusted to match the user's body weight

	Seat Dimensions	Back Dimensions
CH0789 // BARESI	D450 W460 H450 - 540	W440 H560

FR: Med
Fabric: Leather look
Mechanism: Lock tilt / torsion
Arms: Fixed

FINISHES
BK **WH**

KENO LEATHER



- Generously upholstered executive style chair in a soft touch, leather
- Black nylon base with twin wheel hooded castors
- Lock tilt mechanism with torsion control which is lockable in the upright position

	Seat Dimensions	Back Dimensions
CH0237 // KENO LEATHER	D540 W550 H485 - 580	W550 H770

FR: Med
Fabric: Leather
Mechanism: Lock tilt / torsion
Arms: Fixed

FINISH
BK

5^{YR} COMPONENT GUARANTEE
2^{YR} UPHOLSTERY GUARANTEE
115^{KG} WEIGHT TOLERANCE
8^H HOURS USAGE

ARES



- High back leather faced back for added comfort
- Chrome base and arm for modern, stylish appearance
- Detailed stitch line on seat/back

	Seat Dimensions	Back Dimensions
CH0270 // ARES	D530 W530 H495 - 550	W530 H770

FR: Med
Fabric: Leather look
Mechanism: Knee-tilt 4 / torsion
Arms: Fixed

FINISH
BK

5^{YR} COMPONENT GUARANTEE
2^{YR} UPHOLSTERY GUARANTEE
115^{KG} WEIGHT TOLERANCE
8^H HOURS USAGE

KENO FABRIC



- Generously upholstered executive style chair in tough wearing fabric
- Black nylon base with twin wheel hooded castors
- Lock tilt mechanism which is lockable in the upright position

	Seat Dimensions	Back Dimensions
CH0137 // KENO FABRIC	D540 W550 H485 - 580	W550 H770

FR: Med
Fabric: 100% Man-made
Mechanism: Lock tilt / torsion
Arms: Fixed

FABRIC FINISHES
RB CH

5^{YR} COMPONENT GUARANTEE
2^{YR} UPHOLSTERY GUARANTEE
115^{KG} WEIGHT TOLERANCE
8^H HOURS USAGE

CASINO II



- Chrome base for stylish appearance
- Lock-tilt allows locking in upright position
- High back for added comfort and posture

	Seat Dimensions	Back Dimensions
CH0211 // CASINO II	D520 W530 H510 - 610	W520 H750

FR: Med
Fabric: Leather look
Mechanism: Lock-tilt
Arms: Fixed

FINISH
BK

5^{YR} COMPONENT GUARANTEE
2^{YR} UPHOLSTERY GUARANTEE
115^{KG} WEIGHT TOLERANCE
8^H HOURS USAGE

CANASTA II

2YR COMPONENT GUARANTEE 2YR UPHOLSTERY GUARANTEE 115^{KG} WEIGHT TOLERANCE 8^H HOURS USAGE



- High back leather look executive chair with a swivel base and fixed arms
- Stylish stitching detail
- Tension control knob which can be adjusted to match the user's body weight

	Seat Dimensions	Back Dimensions
CH0768 // CANASTA II LEATHER	D510 W520 H475 - 570	W520 H710

FR: Med
Fabric: Leather look
Mechanism: Lock tilt / torsion
Arms: Fixed

FINISH
BK

CANASTA II FABRIC

2YR COMPONENT GUARANTEE 2YR UPHOLSTERY GUARANTEE 115^{KG} WEIGHT TOLERANCE 8^H HOURS USAGE



- High back fabric executive chair with a swivel base and fixed arms
- Stylish stitching detail
- Tension control knob which can be adjusted to match the user's body weight

	Seat Dimensions	Back Dimensions
CH0769 // CANASTA II FABRIC	D510 W520 H475 - 570	W520 H710

FR: Med
Fabric: 100% Man-made
Mechanism: Lock tilt / torsion
Arms: Fixed

FABRIC FINISH
RB CH

JACK II

2YR COMPONENT GUARANTEE 2YR UPHOLSTERY GUARANTEE 115^{KG} WEIGHT TOLERANCE 8^H HOURS USAGE



- Professional looking PU executive chair with fixed arms
- Black nylon swivel base with twin wheel hooded castors
- Lock tilt mechanism which is lockable in the upright position

	Seat Dimensions	Back Dimensions
CH1765 // JACK II	D490 W480 H425 - 540	W480 H620

FR: Med
Fabric: Leather look
Mechanism: Lock tilt
Arms: Fixed

FINISH
BK

JACK II FABRIC

2YR COMPONENT GUARANTEE 2YR UPHOLSTERY GUARANTEE 115^{KG} WEIGHT TOLERANCE 8^H HOURS USAGE



- Professional looking fabric executive chair with fixed arms
- Black nylon swivel base with twin wheel hooded castors
- Lock tilt mechanism which is lockable in the upright position

	Seat Dimensions	Back Dimensions
CH1765 // JACK II FABRIC	D490 W480 H425 - 540	W480 H620

FR: Med
Fabric: 100% Man-made
Mechanism: Lock tilt
Arms: Fixed

FABRIC FINISH
RB CH

MEETING & CONFERENCE

// 15

Don't want to stray too far away from the classic meeting chair, but in need of something a bit 'more'? You'll find it here. With a range of meeting and conference chairs that take the mundane out of meetings. From a chrome cantilever frame, leather look finish, or even upholstered in your own choice of fabric- your conference room needn't conform ever again!

CONTENTS

234	Ares	252	Pavillion	260	Club
234	Canasta II	253	Renoir		
235	Pavia	254	Jupiter		
235	Lazio	256	Rome Skid		
236	Key	257	Twilight		
240	Milan	258	Economy Poly		
242	Florence	258	Summit Sienna		
246	Kind	258	Summit Meeting		
248	Pimlico	259	Summit Banquet		
250	Arena	259	Cube Visitor		

ARES CANTILEVER

2YR COMPONENT GUARANTEE 2YR UPHOLSTERY GUARANTEE 115^{KG} WEIGHT TOLERANCE 8^H HOURS USAGE



- Leather look arm pad on chrome arm for modern, stylish appearance
- Visitor frame to suit any office space
- Detailed stitch line on seat/base

	Seat Dimensions	Back Dimensions
CH0271 // HIGH BACK VISITOR	D520 W510 H465	W530 H660

Unlimited Fabric Available
Please call for pricing

FR: Medium
Fabric: Leather look
Arms: Fixed

FINISH
BK

CANASTA II

2YR COMPONENT GUARANTEE 2YR UPHOLSTERY GUARANTEE 115^{KG} WEIGHT TOLERANCE 8^H HOURS USAGE



- Great value fabric or leather look visitor's chair with fixed arms
- Sturdy black powder-coated cantilever base
- Stylish stitching detail

	Seat Dimensions	Back Dimensions
CH0766 // CANASTA II LEATHER	D510 W510 H455	W510 H590
CH0767 // CANASTA II FABRIC	D510 W510 H455	W510 H590

FR: Med
Fabric: 100% Man-made / Leather look
Arms: Fixed

LEATHER FINISH // FABRIC FINISHES
BK // RB CH

PAVIA

5YR COMPONENT GUARANTEE 2YR UPHOLSTERY GUARANTEE 115^{KG} WEIGHT TOLERANCE 8^H HOURS USAGE



- Professional looking visitor chairs to suit any office space
- Stylish chrome cantilever base with skid feet

	Seat Dimensions	Back Dimensions
CH2235 // PAVIA LEATHER	D460 W480 H455	W485 H470
CH3235 // PAVIA FABRIC	D460 W480 H455	W485 H470

FR: Med
Fabric: 100% Man-made / Leather look
Arms: Fixed

LEATHER FINISH // FABRIC FINISHES
BK // RB CH

LAZIO

5YR COMPONENT GUARANTEE 2YR UPHOLSTERY GUARANTEE 115^{KG} WEIGHT TOLERANCE 8^H HOURS USAGE



- Generously cushioned meeting room chair
- Upholstered in soft touch, leather look, material
- Stackable up to 4 high for easy storage

	Seat Dimensions	Back Dimensions
CH0234 // LAZIO	D480 W460 H490	W450 H360

FR: Med
Fabric: Leather look
Storage: Stack 4

FINISH
BK

KEY LOW BACK CANTILEVER

5 YR COMPONENT GUARANTEE	2 YR UPHOLSTERY GUARANTEE	115 KG WEIGHT TOLERANCE	8 H HOURS USAGE	MADE TO ORDER 25 DAYS
---------------------------------------	----------------------------------------	--------------------------------------	------------------------------	-----------------------------------------



- Upholstered floating low back
- An ideal solution for conference, meeting and training environments
- Priced in Camira Advantage

	Seat Dimensions	Back Dimensions
KEY20B // LOW BACK BLACK FRAME	D450 W510 H450	W490 H430
KEY20P // LOW BACK SILVER FRAME	D450 W510 H450	W490 H430
KEY20C // LOW BACK CHROME FRAME	D450 W510 H450	W490 H430

FR: Low
Fabric: 100% Man-made
Arms: Fixed



// NOTE: Model Shown is KEY20C with Chrome Base. Product in Black Leather, price on application

KEY FULL BACK CANTILEVER


5 YR COMPONENT GUARANTEE	2 YR UPHOLSTERY GUARANTEE	115 KG WEIGHT TOLERANCE	8 H HOURS USAGE	MADE TO ORDER 25 DAYS
---------------------------------------	----------------------------------------	--------------------------------------	------------------------------	-----------------------------------------



- Available in 3 frame colours
- Upholstered high back
- An ideal solution for conference, meeting and training environments
- Priced in Camira Advantage

	Seat Dimensions	Back Dimensions
KEY32B // FULL BACK BLACK FRAME	D450 W510 H450	W490 H430
KEY32P // FULL BACK SILVER FRAME	D450 W510 H450	W490 H430
KEY32C // FULL BACK CHROME FRAME	D450 W510 H450	W490 H430

FR: Low
Fabric: 100% Man-made
Stacks: 4
Arms: Fixed



// NOTE: Model Shown is KEY32C with Chrome Base

KEY LOW BACK STACKING CANTILEVER

5 YR COMPONENT GUARANTEE	2 YR UPHOLSTERY GUARANTEE	115 KG WEIGHT TOLERANCE	8 H HOURS USAGE	MADE TO ORDER 25 DAYS
---------------------------------------	----------------------------------------	--------------------------------------	------------------------------	-----------------------------------------



- Upholstered floating low back
- An ideal solution for conference, meeting and training environments
- Stackable up to 4 high for easy storage
- Priced in Camira Advantage

	Seat Dimensions	Back Dimensions
KEY22B // STACKING BLACK FRAME	D450 W510 H450	W490 H430
KEY22P // STACKING SILVER FRAME	D450 W510 H450	W490 H430
KEY22C // STACKING CHROME FRAME	D450 W510 H450	W490 H430

FR: Low
Fabric: 100% Man-made
Stacks: 4
Arms: Fixed



// NOTE: Model Shown is KEY22C with Chrome Base



KEY LOW BACK 4 LEG ARMCHAIR

5^{YR} COMPONENT GUARANTEE	2^{YR} UPHOLSTERY GUARANTEE	115^{KG} WEIGHT TOLERANCE	8^H HOURS USAGE	MADE TO ORDER 25 DAYS
-------------------------------------------------	--------------------------------------------------	------------------------------------------------	----------------------------------------	-----------------------------------------



- Upholstered floating low back
- An ideal solution for conference, meeting and training environments
- Priced in Camira Advantage

	Seat Dimensions	Back Dimensions
KEY21B // ARMCHAIR BLACK FRAME	D450 W510 H450	W490 H430
KEY21P // ARMCHAIR SILVER FRAME	D450 W510 H450	W490 H430
KEY21C // ARMCHAIR CHROME FRAME	D450 W510 H450	W490 H430

FR: Low
Fabric: 100% Man-made
Arms: Fixed



// NOTE: Model Shown is KEY21C with Chrome Base (C) Option

KEY LOW BACK SWIVEL CHAIR

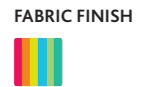
5^{YR} COMPONENT GUARANTEE	2^{YR} UPHOLSTERY GUARANTEE	115^{KG} WEIGHT TOLERANCE	8^H HOURS USAGE	MADE TO ORDER 25 DAYS
-------------------------------------------------	--------------------------------------------------	------------------------------------------------	----------------------------------------	-----------------------------------------



- Upholstered floating low back
- Polished 4 star aluminium base with black nylon glides
- An ideal solution for conference, meeting and training environments
- Priced in Camira Advantage

	Seat Dimensions	Back Dimensions
KEY23C // LOW BACK SWIVEL CHAIR	D450 W510 H460	W490 H430
KEY23C + 5S // BASE WITH CASTORS & GAS LIFT	D450 W510 H460	W490 H430
KEY23C + AT // AUTO RETURN SEAT, GAS LIFT & GLIDE	D450 W510 H460	W490 H430

FR: Low
Fabric: 100% Man-made
Arms: Fixed



// NOTE: Model shown is KEY23C

KEY FULL BACK 4 LEG ARMCHAIR

5^{YR} COMPONENT GUARANTEE	2^{YR} UPHOLSTERY GUARANTEE	115^{KG} WEIGHT TOLERANCE	8^H HOURS USAGE	MADE TO ORDER 25 DAYS
-------------------------------------------------	--------------------------------------------------	------------------------------------------------	----------------------------------------	-----------------------------------------



- Upholstered low back
- An ideal solution for conference, meeting and training environments
- Priced in Camira Advantage

	Seat Dimensions	Back Dimensions
KEY31B // ARMCHAIR BLACK FRAME	D450 W510 H450	W490 H430
KEY31P // ARMCHAIR SILVER FRAME	D450 W510 H450	W490 H430
KEY31C // ARMCHAIR CHROME FRAME	D450 W510 H450	W490 H430

FR: Low
Fabric: 100% Man-made
Arms: Fixed



// NOTE: Model Shown is KEY31C with Chrome Base (C) Option

KEY FULL BACK SWIVEL CHAIR

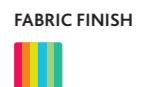
5^{YR} COMPONENT GUARANTEE	2^{YR} UPHOLSTERY GUARANTEE	115^{KG} WEIGHT TOLERANCE	8^H HOURS USAGE	MADE TO ORDER 25 DAYS
-------------------------------------------------	--------------------------------------------------	------------------------------------------------	----------------------------------------	-----------------------------------------



- Upholstered full back
- Polished 4 star aluminium base with black nylon glides
- An ideal solution for conference, meeting and training environments
- Priced in Camira Advantage

	Seat Dimensions	Back Dimensions
KEY33C // FULL BACK SWIVEL CHAIR	D450 W510 H460	W490 H430
KEY33C + 5S // BASE WITH CASTORS & GAS LIFT	D450 W510 H460	W490 H430
KEY33C + AT // AUTO RETURN SEAT, GAS LIFT & GLIDE	D450 W510 H460	W490 H430

FR: Low
Fabric: 100% Man-made
Arms: Fixed



// NOTE: Model shown is KEY33C

MILAN CONFERENCE

5^{YR} COMPONENT GUARANTEE
2^{YR} UPHOLSTERY GUARANTEE
115^{KG} WEIGHT TOLERANCE
8^H HOURS USAGE



- Swivel chair on a chrome base
- Available in a wide range of seat colours

// NOTE: Stocked in PU, unlimited in Mirage fabric

	Seat Dimensions	Back Dimensions
CH7008 // MILAN 4 STAR	D420 W470 H470	W435 H400

Unlimited Fabric Available

Please call for pricing

FR: Med
Fabric: Leather look / 100% Man-made

PU FINISH // FABRIC FINISH



MILAN 4-LEG

5^{YR} COMPONENT GUARANTEE
2^{YR} UPHOLSTERY GUARANTEE
115^{KG} WEIGHT TOLERANCE
8^H HOURS USAGE



- Chrome 4 leg frame
- Available in a wide range of seat colours

// NOTE: Stocked in PU, unlimited in Mirage fabric

	Seat Dimensions	Back Dimensions
CH7007 // MILAN 4-LEG	D425 W480 H460	W435 H365

Unlimited Fabric Available

Please call for pricing

FR: Med
Fabric: Leather look / 100% Man-made

PU FINISH // FABRIC FINISH



MILAN SKID

5^{YR} COMPONENT GUARANTEE
2^{YR} UPHOLSTERY GUARANTEE
115^{KG} WEIGHT TOLERANCE
8^H HOURS USAGE



- Visitor chair frame with skid feet
- Available in a wide range of seat colours

// NOTE: Stocked in PU, unlimited in Mirage fabric

	Seat Dimensions	Back Dimensions
CH7006 // MILAN SKID BASE	D425 W475 H465	W435 H385

Unlimited Fabric Available

Please call for pricing

FR: Med
Fabric: Leather look / 100% Man-made

PU FINISH // FABRIC FINISH



MILAN BAR STOOL

5^{YR} COMPONENT GUARANTEE
2^{YR} UPHOLSTERY GUARANTEE
115^{KG} WEIGHT TOLERANCE
8^H HOURS USAGE



- High bar stool with skid feet
- Available in a wide range of seat colours

// NOTE: Stocked in PU, unlimited in Mirage fabric

	Seat Dimensions	Back Dimensions
CH7004 // MILAN BAR STOOL	D370 W410 H760	W390 H205

Unlimited Fabric Available

Please call for pricing

FR: Med
Fabric: Leather look / 100% Man-made

PU FINISH // FABRIC FINISH



FLORENCE CHROME SIDE CHAIR

5 YR COMPONENT GUARANTEE	2 YR UPHOLSTERY GUARANTEE	115 KG WEIGHT TOLERANCE	8 H HOURS USAGE
---------------------------------------	----------------------------------------	--------------------------------------	------------------------------



- Conference seating range available in a huge selection of colours and fabrics
- Stylish chrome frames ensure these chairs look good through heavy usage
- Plastic skid feet for stability and to avoid floor marking

// **NOTE:** Stocked in black fabric

	Seat Dimensions	Back Dimensions
CH3511 // CHROME SIDE CHAIR	D470 W460 H450	W440 H300

Unlimited Fabric Available
Please call for pricing

FR: Med
Fabric: 100% Man-made
Storage: Stacks 4

FABRIC FINISH

BK

FLORENCE CHROME ARMCHAIR

5 YR COMPONENT GUARANTEE	2 YR UPHOLSTERY GUARANTEE	115 KG WEIGHT TOLERANCE	8 H HOURS USAGE
---------------------------------------	----------------------------------------	--------------------------------------	------------------------------



- Conference seating range available in a huge selection of colours and fabrics
- Stylish chrome frames ensure these chairs look good through heavy usage
- Plastic skid feet for stability and to avoid floor marking

// **NOTE:** Stocked in black fabric

	Seat Dimensions	Back Dimensions
CH3509 // CHROME ARMCHAIR	D470 W460 H450	W440 H300

Unlimited Fabric Available
Please call for pricing

FR: Med
Fabric: 100% Man-made
Storage: Stacks 4
Arms: Fixed

FABRIC FINISH

BK



FLORENCE SIDE CHAIR

5 YR COMPONENT GUARANTEE
2 YR UPHOLSTERY GUARANTEE
115 KG WEIGHT TOLERANCE
8 H HOURS USAGE



- Conference seating range available in a huge selection of colours and fabrics
 - Stylish black frames ensure these chairs look great in any meeting room
 - Plastic skid feet for stability and to avoid floor marking
- // **NOTE:** Stocked in black fabric

	Seat Dimensions	Back Dimensions
CH3510 // SIDE CHAIR	D470 W460 H450	W440 H300

Unlimited Fabric Available
Please call for pricing

FR: Med
Fabric: 100% Man-made
Storage: Stacks 4

FABRIC FINISH
BK

FLORENCE PLASTIC SIDE CHAIR

5 YR COMPONENT GUARANTEE
115 KG WEIGHT TOLERANCE
8 H HOURS USAGE



- Stylish black or chrome frames ensure these chairs look great in any meeting room
- Plastic skid feet for stability and to avoid floor marking

	Seat Dimensions	Back Dimensions
CH3514 // PLASTIC SIDE CHAIR	D470 W460 H450	W440 H300
CH3515 // CHROME PLASTIC SIDE CHAIR	D470 W460 H450	W440 H300

FR: Low
Material: Polypropylene
Storage: Stacks 4

FINISH
BK

FLORENCE ARMCHAIR

5 YR COMPONENT GUARANTEE
2 YR UPHOLSTERY GUARANTEE
115 KG WEIGHT TOLERANCE
8 H HOURS USAGE



- Conference seating range available in a huge selection of colours and fabrics
 - Stylish black frames ensure these chairs look great in any meeting room
 - Plastic skid feet for stability and to avoid floor marking
- // **NOTE:** Stocked in black fabric

	Seat Dimensions	Back Dimensions
CH3508 // ARMCHAIR	D470 W460 H450	W440 H300

Unlimited Fabric Available
Please call for pricing

FR: Med
Fabric: 100% Man-made
Storage: Stacks 4
Arms: Fixed

FABRIC FINISH
BK

FLORENCE PLASTIC ARMCHAIR

5 YR COMPONENT GUARANTEE
115 KG WEIGHT TOLERANCE
8 H HOURS USAGE



- Stylish black or chrome frames ensure these chairs look great in any meeting room
- Plastic skid feet for stability and to avoid floor marking

	Seat Dimensions	Back Dimensions
CH3512 // PLASTIC ARMCHAIR	D470 W460 H450	W440 H300
CH3513 // CHROME PLASTIC ARMCHAIR	D470 W460 H450	W440 H300

FR: Low
Material: Polypropylene
Storage: Stacks 4
Arms: Fixed

FINISH
BK

KIND VISITOR CHAIR

5YR COMPONENT GUARANTEE	2YR UPHOLSTERY GUARANTEE	115KG WEIGHT TOLERANCE	8-10^H HOURS USAGE	MADE TO ORDER 25 DAYS
--------------------------------------	---------------------------------------	-------------------------------------	-------------------------------------------	-----------------------------------------



- Upholstered seat & back
- Black plastic outer back & under shroud
- Perfect solution for all boardroom, training and conference applications

	Seat Dimensions	Back Dimensions
KDMC01B // VISITOR WITH BLACK FRAME	D470 W450 H500	W450 H350
KDMC01P // VISITOR WITH SILVER FRAME	D470 W450 H500	W450 H350
KDMC01C // VISITOR WITH CHROME FRAME	D470 W450 H500	W450 H350
KDCS // CASTORS		

FR: Low
Fabric: 100% Man-made
Storage: Stacks 4



// NOTE: Model Shown is KDMC01C with Chrome Base (C) Option

KIND MESH BACK CHAIR

5YR COMPONENT GUARANTEE	2YR UPHOLSTERY GUARANTEE	115KG WEIGHT TOLERANCE	8-10^H HOURS USAGE	MADE TO ORDER 25 DAYS
--------------------------------------	---------------------------------------	-------------------------------------	-------------------------------------------	-----------------------------------------



- Upholstered seat & mesh back
- Perfect solution for all boardroom, training and conference applications

	Seat Dimensions	Back Dimensions
KDMC21B // VISITOR WITH BLACK FRAME	D470 W450 H500	W450 H350
KDMC21P // VISITOR WITH SILVER FRAME	D470 W450 H500	W450 H350
KDMC21C // VISITOR WITH CHROME FRAME	D470 W450 H500	W450 H350
KDCS // CASTORS		

FR: Low
Fabric: Mesh / 100% Man-made
Storage: Stacks 4



// NOTE: Model Shown is KDMC21C with Chrome Base (C) Option

KIND VISITOR ARMCHAIR

5YR COMPONENT GUARANTEE	2YR UPHOLSTERY GUARANTEE	115KG WEIGHT TOLERANCE	8-10^H HOURS USAGE	MADE TO ORDER 25 DAYS
--------------------------------------	---------------------------------------	-------------------------------------	-------------------------------------------	-----------------------------------------



- Upholstered seat & back
- Black plastic outer back & under shroud
- Perfect solution for all boardroom, training and conference applications

	Seat Dimensions	Back Dimensions
KDMC02B // ARMCHAIR WITH BLACK FRAME	D470 W450 H500	W450 H350
KDMC02P // ARMCHAIR WITH SILVER FRAME	D470 W450 H500	W450 H350
KDMC02C // ARMCHAIR WITH CHROME FRAME	D470 W450 H500	W450 H350
KDCS // CASTORS		

FR: Low
Fabric: 100% Man-made
Arms: Fixed
Storage: Stacks 4



// NOTE: Model Shown is KDMC02C with Chrome Base (C) Option

KIND MESH BACK ARMCHAIR

5YR COMPONENT GUARANTEE	2YR UPHOLSTERY GUARANTEE	115KG WEIGHT TOLERANCE	8^H HOURS USAGE	MADE TO ORDER 25 DAYS
--------------------------------------	---------------------------------------	-------------------------------------	----------------------------------------	-----------------------------------------



- Upholstered seat & mesh back
- Black plastic outer back & under shroud
- Perfect solution for all boardroom, training and conference applications

	Seat Dimensions	Back Dimensions
KDMC22B // ARMCHAIR WITH BLACK FRAME	D470 W450 H500	W450 H350
KDMC22P // ARMCHAIR WITH SILVER FRAME	D470 W450 H500	W450 H350
KDMC22C // ARMCHAIR WITH CHROME FRAME	D470 W450 H500	W450 H350
KDCS // CASTORS		

FR: Low
Fabric: Mesh / 100% Man-made
Arms: Fixed
Storage: Stacks 4



// NOTE: Model Shown is KDMC22C with Chrome Base (C) Option

PIMLICO 4 LEG

5 YR COMPONENT GUARANTEE	115 KG WEIGHT TOLERANCE	8 H HOURS USAGE	MADE TO ORDER 25 DAYS
---------------------------------------	--------------------------------------	------------------------------	--------------------------------



- One piece shell
- Extreme comfort and durability
- Stacks up to 6 high
- Available in graphite, blue, white, yellow or orange shells

	Seat Dimensions	Back Dimensions
PM-01 // PLASTIC SEAT & NO ARMS	D530 W530 H470	W430 H340
PM-02 // PLASTIC SEAT & FIXED ARMS	D530 W530 H470	W430 H340

FR: Low
Arms: Fixed

SHELL FINISHES

GP	BL	WH	YL	OR
----	----	----	----	----

PIMLICO UPHOLSTERED 4 LEG

5 YR COMPONENT GUARANTEE	2 YR UPHOLSTERY GUARANTEE	115 KG WEIGHT TOLERANCE	8 H HOURS USAGE	MADE TO ORDER 25 DAYS
---------------------------------------	----------------------------------------	--------------------------------------	------------------------------	--------------------------------



- One piece shell
- Extreme comfort and durability
- Stacks up to 6 high
- Available in graphite, blue, white, yellow or orange shells

	Seat Dimensions	Back Dimensions
PM-03 // UPHOLSTERED & NO ARMS	D530 W530 H470	W430 H340
PM-04 // UPHOLSTERED & FIXED ARMS	D530 W530 H470	W430 H340

FR: Low
Fabric: 100% Man-made

SHELL FINISHES // SEAT FINISH

GP	BL	WH	YL	OR	//	
----	----	----	----	----	----	--

PIMLICO SLED

5 YR COMPONENT GUARANTEE	115 KG WEIGHT TOLERANCE	8 H HOURS USAGE	MADE TO ORDER 25 DAYS
---------------------------------------	--------------------------------------	------------------------------	--------------------------------



- One piece shell
- Extreme comfort and durability
- Stacks up to 6 high
- Available in graphite, blue, white, yellow or orange shells

	Seat Dimensions	Back Dimensions
PM-05 // PLASTIC SEAT & NO ARMS	D530 W530 H470	W430 H340
PM-06 // PLASTIC SEAT & FIXED ARMS	D530 W530 H470	W430 H340

FR: Low

SHELL FINISHES

GP	BL	WH	YL	OR
----	----	----	----	----

PIMLICO UPHOLSTERED SLED

5 YR COMPONENT GUARANTEE	2 YR UPHOLSTERY GUARANTEE	115 KG WEIGHT TOLERANCE	8 H HOURS USAGE	MADE TO ORDER 25 DAYS
---------------------------------------	----------------------------------------	--------------------------------------	------------------------------	--------------------------------



- One piece shell
- Extreme comfort and durability
- Stacks up to 6 high
- Available in graphite, blue, white, yellow or orange shells

	Seat Dimensions	Back Dimensions
PM-07 // UPHOLSTERED & NO ARMS	D530 W530 H470	W430 H340
PM-08 // UPHOLSTERED & FIXED ARMS	D530 W530 H470	W430 H340

FR: Low
Fabric: 100% Man-made
Arms: Fixed

SHELL FINISHES // SEAT FINISH

GP	BL	WH	YL	OR	//	
----	----	----	----	----	----	--

ARENA CANTILEVER

5^{YR} COMPONENT GUARANTEE	2^{YR} UPHOLSTERY GUARANTEE	115^{KG} WEIGHT TOLERANCE	8^H HOURS USAGE	MADE TO ORDER 25 DAYS
-------------------------------------------------	--------------------------------------------------	------------------------------------------------	----------------------------------------	-----------------------------------------



- Designed for conference rooms, meeting areas and offices

	Seat Dimensions	Back Dimensions
AR3B // CANTILEVER WITH BLACK FRAME	D450 W460 H450	W520 H420
AR3P // CANTILEVER WITH SILVER FRAME	D450 W460 H450	W520 H420
AR3C // CANTILEVER WITH CHROME FRAME	D450 W460 H450	W520 H420
WTR // RIGHT HAND WRITING TABLET		
WTL // LEFT HAND WRITING TABLET		

FR: Low
Fabric: 100% Man-made



// NOTE: Model Shown is AR3C with Chrome Base

ARENA CANTILEVER ARMCHAIR

5^{YR} COMPONENT GUARANTEE	2^{YR} UPHOLSTERY GUARANTEE	115^{KG} WEIGHT TOLERANCE	8^H HOURS USAGE	MADE TO ORDER 25 DAYS
-------------------------------------------------	--------------------------------------------------	------------------------------------------------	----------------------------------------	-----------------------------------------



- Designed for conference rooms, meeting areas and offices

	Seat Dimensions	Back Dimensions
AR4B // CANTILEVER WITH BLACK FRAME	D450 W460 H450	W460 H420
AR4P // CANTILEVER WITH SILVER FRAME	D450 W460 H450	W460 H420
AR4C // CANTILEVER WITH CHROME FRAME	D450 W460 H450	W460 H420
WTR // RIGHT HAND WRITING TABLET		
WTL // LEFT HAND WRITING TABLET		

FR: Low
Fabric: 100% Man-made
Arms: Fixed



// NOTE: Model Shown is AR4C with Chrome Base

ARENA 4 LEG

5^{YR} COMPONENT GUARANTEE	2^{YR} UPHOLSTERY GUARANTEE	115^{KG} WEIGHT TOLERANCE	8^H HOURS USAGE	MADE TO ORDER 25 DAYS
-------------------------------------------------	--------------------------------------------------	------------------------------------------------	----------------------------------------	-----------------------------------------



- Designed for conference rooms, meeting areas and offices

	Seat Dimensions	Back Dimensions
AR1B // 4-LEG WITH BLACK FRAME	D450 W460 H450	W460 H420
AR1P // 4-LEG WITH SILVER FRAME	D450 W460 H450	W460 H420
AR1C // 4-LEG WITH CHROME FRAME	D450 W460 H450	W460 H420
CS // CASTORS		
WTR // RIGHT HAND WRITING TABLET		
WTL // LEFT HAND WRITING TABLET		

FR: Low
Fabric: 100% Man-made
Storage: Stacks 4 (cannot be stacked with writing tablet option)



// NOTE: Model Shown is AR1B with Chrome Base (C) Option

ARENA 4 LEG ARMCHAIR

5^{YR} COMPONENT GUARANTEE	2^{YR} UPHOLSTERY GUARANTEE	115^{KG} WEIGHT TOLERANCE	8^H HOURS USAGE	MADE TO ORDER 25 DAYS
-------------------------------------------------	--------------------------------------------------	------------------------------------------------	----------------------------------------	-----------------------------------------



- Designed for conference rooms, meeting areas and offices

	Seat Dimensions	Back Dimensions
AR2B // 4-LEG WITH BLACK FRAME	D450 W460 H450	W460 H420
AR2P // 4-LEG WITH SILVER FRAME	D450 W460 H450	W460 H420
AR2C // 4-LEG WITH CHROME FRAME	D450 W460 H450	W460 H420
CS // CASTORS		
WTR // RIGHT HAND WRITING TABLET		
WTL // LEFT HAND WRITING TABLET		

FR: Low
Fabric: 100% Man-made
Arms: Fixed
Storage: Stacks 4 (cannot be stacked with writing tablet option)



// NOTE: Model Shown is AR2B with Chrome Base (C) Option

PAVILION ARMCHAIR

5^{YR} COMPONENT GUARANTEE | 2^{YR} UPHOLSTERY GUARANTEE | 115^{KG} WEIGHT TOLERANCE | 8^H HOURS USAGE



- Sturdy chrome frame
- Plastic skid feet for stability and to avoid floor marking
- Leather look

	Seat Dimensions	Back Dimensions
CH0529 // PU ARMCHAIR	D450 W470 H470	W470 H365

FR: Med
Fabric: Leather look
Storage: Stacks 3
Arms: Fixed

FINISH
BK

PAVILION SIDE CHAIR

5^{YR} COMPONENT GUARANTEE | 2^{YR} UPHOLSTERY GUARANTEE | 115^{KG} WEIGHT TOLERANCE | 8^H HOURS USAGE



- Sturdy chrome frame
- Plastic skid feet for stability and to avoid floor marking

	Seat Dimensions	Back Dimensions
CH0528 // PU SIDE CHAIR	D450 W470 H470	W470 H365
CH0527 // FABRIC SIDE CHAIR	D450 W470 H470	W470 H365

FR: Med
Fabric: Leather look / 100% Man-made
Storage: Stacks 3

PU FINISH // FABRIC FINISHES
BK // RB CH CL

RENOIR SIDE CHAIR

2^{YR} COMPONENT GUARANTEE | 2^{YR} UPHOLSTERY GUARANTEE | 115^{KG} WEIGHT TOLERANCE | 8^H HOURS USAGE



- Stylish wood framed chair suitable for conference rooms, reception areas and waiting rooms
- Generously upholstered seat and back
- Polished wood frame

	Seat Dimensions	Back Dimensions
CH0705 // SIDE CHAIR	D500 W410 H470	W400 H300

Unlimited Fabric Available
Please call for pricing

FR: Med
Fabric: 100% Man-made
Storage: Stacks 4

FABRIC FINISHES
RB CH CL

RENOIR ARMCHAIR

2^{YR} COMPONENT GUARANTEE | 2^{YR} UPHOLSTERY GUARANTEE | 115^{KG} WEIGHT TOLERANCE | 8^H HOURS USAGE



- Stylish wood framed armchair suitable for conference rooms, reception areas and waiting rooms
- Generously upholstered seat and back
- Polished wood frame

	Seat Dimensions	Back Dimensions
CH0706 // ARMCHAIR	D505 W465 H470	W400 H290

Unlimited Fabric Available
Please call for pricing

FR: Med
Fabric: 100% Man-made
Storage: Stacks 4

FABRIC FINISH
RB CH CL

JUPITER CHROME SIDE CHAIR

5^{YR} COMPONENT GUARANTEE
2^{YR} UPHOLSTERY GUARANTEE
115^{KG} WEIGHT TOLERANCE
8^H HOURS USAGE



- A stylish family of mesh-backed conference seating
- Curved mesh back for comfort
- Plastic skid feet for stability and to avoid floor marking

	Seat Dimensions	Back Dimensions
CH0785 // CHROME SIDE CHAIR	D460 W465 H485	W450 H300

Unlimited Fabric Available
Please call for pricing

FR: Low
Fabric: Mesh / 100% Man-made
Storage: Stacks 4



JUPITER SIDE CHAIR

5^{YR} COMPONENT GUARANTEE
2^{YR} UPHOLSTERY GUARANTEE
115^{KG} WEIGHT TOLERANCE
8^H HOURS USAGE



- A stylish family of mesh-backed conference seating with a black frame
- Curved mesh back for comfort
- Plastic skid feet for stability and to avoid floor marking

	Seat Dimensions	Back Dimensions
CH0787 // SIDE CHAIR	D460 W465 H485	W450 H300

Unlimited Fabric Available
Please call for pricing

FR: Low
Fabric: Mesh / 100% Man-made
Storage: Stacks 4



JUPITER CHROME ARMCHAIR

5^{YR} COMPONENT GUARANTEE
2^{YR} UPHOLSTERY GUARANTEE
115^{KG} WEIGHT TOLERANCE
8^H HOURS USAGE



- A stylish family of mesh-backed conference seating
- Curved mesh back for comfort
- Plastic skid feet for stability and to avoid floor marking

	Seat Dimensions	Back Dimensions
CH0784 // CHROME ARMCHAIR	D460 W465 H485	W450 H300

Unlimited Fabric Available
Please call for pricing

FR: Low
Fabric: Mesh / 100% Man-made
Storage: Stacks 4
Arms: Fixed



JUPITER ARMCHAIR

5^{YR} COMPONENT GUARANTEE
2^{YR} UPHOLSTERY GUARANTEE
115^{KG} WEIGHT TOLERANCE
8^H HOURS USAGE



- A stylish family of mesh-backed conference seating with a black frame
- Curved mesh back for comfort
- Plastic skid feet for stability and to avoid floor marking

	Seat Dimensions	Back Dimensions
CH0786 // ARMCHAIR	D460 W465 H485	W450 H300

Unlimited Fabric Available
Please call for pricing

FR: Low
Fabric: Mesh / 100% Man-made
Storage: Stacks 4
Arms: Fixed



ROME SKID ARMCHAIR

5^{YR}
COMPONENT
GUARANTEE

115^{KG}
WEIGHT
TOLERANCE

8^H
HOURS
USAGE



- An armchair with clean angular styling and built-in arms
- Hard-wearing polypropylene seat and back with a chrome skid frame
- Clear plastic feet to avoid floor marking

	Seat Dimensions	Back Dimensions
CH7002 // ROME SKID ARMCHAIR	D455 W465 H460	W460 H325

FR: Low
Material: Polypropylene
Arms: Fixed
Storage: Stacks 5

FINISHES



ROME SKID SIDE CHAIR

5^{YR}
COMPONENT
GUARANTEE

115^{KG}
WEIGHT
TOLERANCE

8^H
HOURS
USAGE



- A side chair with clean angular styling and a skid base
- Hard-wearing polypropylene seat and back with a chrome skid frame
- Clear plastic feet to avoid floor marking

	Seat Dimensions	Back Dimensions
CH7003 // ROME SKID SIDE CHAIR	D455 W465 H460	W460 H325

FR: Low
Material: Polypropylene
Storage: Stacks 5

FINISHES



TWILIGHT

2^{YR}
COMPONENT
GUARANTEE

115^{KG}
WEIGHT
TOLERANCE

5^H
HOURS
USAGE



- Wipe clean, polypropylene seat and back
- Supplied with integrated linking feet as standard
- Stackable up to 4 high or 25 high on a trolley

	Seat Dimensions	Back Dimensions
CH0507 // TWILIGHT	D440 W425 H440	W460 H245
AC0508 // TWILIGHT TROLLEY	25 chairs	

FR: Low
Materials: Polypropylene
Storage: Stacks 25

FINISH



TWILIGHT + WRITING TABLET

2^{YR}
COMPONENT
GUARANTEE

115^{KG}
WEIGHT
TOLERANCE

5^H
HOURS
USAGE



- Wipe clean, polypropylene seat and back
- Supplied with integrated linking feet as standard
- Folding, adjustable arm tablet

	Seat Dimensions
CH0507 + AC0507 // TWILIGHT + WRITING TABLET	D250 W290

FR: Low
Materials: Polypropylene

FINISH



ECONOMY POLY



- High fabric back with handle to aid easy setup and movement
- Powder-coated black metal frame

	Seat Dimensions	Back Dimensions
ECOPLY // ECONOMY POLY	D365 W440 H460	W440 H240

FR: Med
Fabric:
Storage: Stacks 4

FINISHES



5^{YR}
COMPONENT
GUARANTEE

115^{KG}
WEIGHT
TOLERANCE

5^H
HOURS
USAGE

SUMMIT SIENNA



- Robust folding chairs ideal for schools, private and public sectors
- Upholstered back and seat
- Sturdy black metal frame with easy carrying handle

	Seat Dimensions	Back Dimensions
CH1519 // SUMMIT SIENNA	D420 W420 H480	W420 H230

FR: Med
Fabric: 100% Man-made

FABRIC FINISH



2^{YR}
COMPONENT
GUARANTEE

2^{YR}
UPHOLSTERY
GUARANTEE

115^{KG}
WEIGHT
TOLERANCE

8^H
HOURS
USAGE

SUMMIT MEETING



- Cushioned seat and back for added comfort
- Chrome cantilever frame

	Seat Dimensions	Back Dimensions
CH0501 // SUMMIT MEETING	D460 W490 H510	W480 H325

FR: Med
Fabric: 100% Man-made
Storage: Stacks 4

FABRIC FINISH



2^{YR}
COMPONENT
GUARANTEE

2^{YR}
UPHOLSTERY
GUARANTEE

115^{KG}
WEIGHT
TOLERANCE

8^H
HOURS
USAGE

SUMMIT BANQUET



- High fabric back with handle to aid easy setup and movement
- Powder-coated black metal frame

	Seat Dimensions	Back Dimensions
CH0519 // SUMMIT BANQUET	D390 W405 H475	W330 H310

FR: Med
Fabric: 100% Man-made
Storage: Stacks 4

FABRIC FINISH



2^{YR}
COMPONENT
GUARANTEE

2^{YR}
UPHOLSTERY
GUARANTEE

115^{KG}
WEIGHT
TOLERANCE

8^H
HOURS
USAGE

CUBE VISITOR



- Robust chairs ideal for schools, private and public sectors
- Upholstered back and seat
- Sturdy black metal frame

	Seat Dimensions	Back Dimensions
CH0541 // CUBE VISITOR	D415 W410 H480	W410 H185

FR: Med
Fabric: 100% Man-made

FABRIC FINISH



2^{YR}
COMPONENT
GUARANTEE

2^{YR}
UPHOLSTERY
GUARANTEE

115^{KG}
WEIGHT
TOLERANCE

5^H
HOURS
USAGE

CUBE HIGH



- Cushioned seat and back for added comfort
- Black frame

	Seat Dimensions	Back Dimensions
CH0540 // CUBE HIGH	D410 W410 H700	W410 H185

FR: Med
Fabric: 100% Man-made

FABRIC FINISH // PU FINISH



2^{YR}
COMPONENT
GUARANTEE

2^{YR}
UPHOLSTERY
GUARANTEE

115^{KG}
WEIGHT
TOLERANCE

5^H
HOURS
USAGE

CLUB

5^{YR} COMPONENT GUARANTEE | 2^{YR} UPHOLSTERY GUARANTEE | 115^{KG} WEIGHT TOLERANCE | 8^H HOURS USAGE



- Cushioned seat and back for added comfort
- Robust black frame
- Available in 8 stocked finishes & unlimited fabrics

	Seat Dimensions	Back Dimensions
CH0500 // CLUB	D420 W480 H485	W485 H350
CH0500PU // CLUB PU	D420 W480 H485	W485 H350

Unlimited Fabric Available
Please call for pricing

FR: Med
Fabric: 100%
Man-made
Storage: Stacks 4

FABRIC FINISHES // PU FINISHES

RB CH CL BK GN RD // BL BK

CLUB WOOD

5^{YR} COMPONENT GUARANTEE | 115^{KG} WEIGHT TOLERANCE | 8^H HOURS USAGE



- Light wooden back and seat
- Robust chrome frame
- Plastic skid feet for stability and to avoid floor marking

	Seat Dimensions	Back Dimensions
CH1505 // CLUB WOOD	D420 W465 H445	W465 H340

FR: Low
Material: Wood veneer
Storage: Stacks 8

FINISH

BE

CLUB CHROME

5^{YR} COMPONENT GUARANTEE | 2^{YR} UPHOLSTERY GUARANTEE | 115^{KG} WEIGHT TOLERANCE | 8^H HOURS USAGE



- Cushioned seat and back for added comfort
- Robust chrome frame
- Available in 8 stocked finishes & unlimited fabrics

	Seat Dimensions	Back Dimensions
CH0503 // CLUB CHROME	D420 W480 H485	W485 H350
CH0503PU // CLUB CHROME PU	D420 W480 H485	W485 H350

Unlimited Fabric Available
Please call for pricing

FR: Med
Fabric: 100%
Man-made
Storage: Stacks 4

FABRIC FINISHES // PU FINISHES

RB CH CL BK GN RD // BL BK

CLUB CANTEEN

5^{YR} COMPONENT GUARANTEE | 115^{KG} WEIGHT TOLERANCE | 8^H HOURS USAGE



- Wipe clean, polypropylene seat and back
- Robust, powder coated, black frame

	Seat Dimensions	Back Dimensions
CH0506 // CLUB CANTEEN	D390 W460 H450	W470 H320

FR: Low
Material: Polypropylene
Storage: Stacks 8

FINISHES

BL BK

OPERATOR SEATING

// 16

This range of chairs allows you to operate to your fullest ability. Designed with practicality in mind, they are easy to use and support operational workers while maintaining a level of style and comfort.



CONTENTS

- 264 Topaz
- 268 Concept
- 270 Calypso
- 272 Typist
- 272 Zoom
- 274 Lapis Perch
- 274 Sway
- 276 Factory
- 278 Factory Fabric
- 280 Accessories

TOPAZ 24 MB DRAUGHTING

5^{YR} COMPONENT GUARANTEE	2^{YR} UPHOLSTERY GUARANTEE	150^{KG} WEIGHT TOLERANCE	24^H HOURS USAGE	MADE TO ORDER 20 DAYS
-------------------------------------------------	--------------------------------------------------	------------------------------------------------	-----------------------------------------	-----------------------------------------



- PCB mechanism
- Medium back
- Fully contoured seat pad and back rest
- Priced in Camira Advantage

// NOTE: See page 267 for options

	Seat Dimensions	Back Dimensions
TPD21B // DRAUGHTING CHAIR	D440 W490 H590-830	W410 H410-480

FR: Low
Fabric: 100% Man-made
Mechanism: PCB

FABRIC FINISH



TOPAZ 24 HB TASK

5^{YR} COMPONENT GUARANTEE	2^{YR} UPHOLSTERY GUARANTEE	150^{KG} WEIGHT TOLERANCE	24^H HOURS USAGE	MADE TO ORDER 20 DAYS
-------------------------------------------------	--------------------------------------------------	------------------------------------------------	-----------------------------------------	-----------------------------------------



- PCB mechanism
- High back
- Fully contoured seat pad and back rest
- Priced in Camira Advantage

// NOTE: See page 267 for options

	Seat Dimensions	Back Dimensions
TP5B // NO ARMS	D450 W490 H420-530	W410 H490-560
TP6B // WITH FIXED ARMS	D450 W490 H420-530	W410 H490-560
TP7B // WITH ADJUSTABLE ARMS	D450 W490 H420-530	W410 H490-560

FR: Low
Fabric: 100% Man-made
Mechanism: PCB

FABRIC FINISH



// NOTE: Model Shown is TP5B

TOPAZ 24 FULL BACK TASK

5^{YR} COMPONENT GUARANTEE	2^{YR} UPHOLSTERY GUARANTEE	150^{KG} WEIGHT TOLERANCE	24^H HOURS USAGE	MADE TO ORDER 20 DAYS
-------------------------------------------------	--------------------------------------------------	------------------------------------------------	-----------------------------------------	-----------------------------------------



- PCB mechanism
- Full back
- Fully contoured seat pad and back rest
- Priced in Camira Advantage

// NOTE: See page 267 for options

	Seat Dimensions	Back Dimensions
TP11B // NO ARMS	D480 W490 H420-530	W480 H620-690
TP12B // WITH FIXED ARMS	D480 W490 H420-530	W480 H620-690
TP13B // WITH ADJUSTABLE ARMS	D480 W490 H420-530	W480 H620-690

FR: Low
Fabric: 100% Man-made
Mechanism: PCB

FABRIC FINISH



// NOTE: Model Shown is TP13B

TOPAZ 24 MB TASK

5^{YR} COMPONENT GUARANTEE	2^{YR} UPHOLSTERY GUARANTEE	150^{KG} WEIGHT TOLERANCE	24^H HOURS USAGE	MADE TO ORDER 20 DAYS
-------------------------------------------------	--------------------------------------------------	------------------------------------------------	-----------------------------------------	-----------------------------------------



- PCB mechanism
- Medium back
- Fully contoured seat pad and back rest
- Priced in Camira Advantage

// NOTE: See page 267 for options

	Seat Dimensions	Back Dimensions
TP21B // NO ARMS	D450 W490 H420-530	W410 H410-480
TP22B // WITH FIXED ARMS	D450 W490 H420-530	W410 H410-480
TP23B // WITH ADJUSTABLE ARMS	D450 W490 H420-530	W410 H410-480

FR: Low
Fabric: 100% Man-made
Mechanism: PCB

FABRIC FINISH



// NOTE: Model Shown is TP22B

TOPAZ LITE MB TASK



- PCB mechanism
- Height adjustable back
- Topaz Lite stands for flexibility, quality & comfort
- Priced in Camira Advantage

// **NOTE:** See next page for options

	Seat Dimensions	Back Dimensions
TPL01B // NO ARMS	D430 W420 H420-530	W420 H450-500
TPL02B // WITH FIXED ARMS	D430 W420 H420-530	W420 H450-500
TPL03B // WITH ADJUSTABLE ARMS	D430 W420 H420-530	W420 H450-500

FR: Low
Fabric: 100% Man-made
Mechanism: PCB

FABRIC FINISH



// **NOTE:** Model Shown is TPL01B

5 YR COMPONENT GUARANTEE	2 YR UPHOLSTERY GUARANTEE	150 KG WEIGHT TOLERANCE	8 H HOURS USAGE	MADE TO ORDER 20 DAYS
---------------------------------------	----------------------------------------	--------------------------------------	------------------------------	-----------------------------------------

TOPAZ LITE HB TASK



- PCB mechanism
- Height adjustable back
- Topaz Lite stands for flexibility, quality & comfort
- Priced in Camira Advantage

// **NOTE:** See next page for options

	Seat Dimensions	Back Dimensions
TPL24B // NO ARMS	D430 W420 H420-530	W420 H450-500
TPL25B // WITH FIXED ARMS	D430 W420 H420-530	W420 H450-500
TPL26B // WITH ADJUSTABLE ARMS	D430 W420 H420-530	W420 H450-500

FR: Low
Fabric: 100% Man-made
Mechanism: PCB

FABRIC FINISH



// **NOTE:** Model Shown is TP13B

Options

- TOPAZSS // SEAT SLIDE
- TOPAZC // POLISHED BASE
- TOPAZFA // FOLD AWAY HEIGHT ADJUSTABLE ARMS
- TOPAZSY // SYNCHRO MECHANISM
- TOPAZIL // INFLATABLE LUMBAR



CONCEPT MB

5 ^{YR} COMPONENT GUARANTEE	2 ^{YR} UPHOLSTERY GUARANTEE	115 ^{KG} WEIGHT TOLERANCE	8 ^H HOURS USAGE
-------------------------------------------	--------------------------------------------	------------------------------------------	----------------------------------



- Deep cushioned seat and back upholstered in a tough wearing fabric
 - Permanent contact back (PCB) ensures user comfort for up to 8 hours
 - Backrest angle can be fixed or set to free float with the user
- // NOTE:** see page 280 for arm options

	Seat Dimensions	Back Dimensions
CH0803 // CONCEPT MB	D470 W490 H460 - 585	W420 H410

Unlimited Fabric Available
Please call for pricing

FR: Med
Fabric: 100% Man-made
Mechanism: PCB

FABRIC FINISH

RB	CH	
----	----	--

CONCEPT HB

5 ^{YR} COMPONENT GUARANTEE	2 ^{YR} UPHOLSTERY GUARANTEE	115 ^{KG} WEIGHT TOLERANCE	8 ^H HOURS USAGE
-------------------------------------------	--------------------------------------------	------------------------------------------	----------------------------------



- Deep cushioned seat and back upholstered in a tough wearing fabric
 - Permanent contact back (PCB) ensures user comfort for up to 8 hours
 - Backrest angle can be fixed or set to free float with the user
- // NOTE:** see page 280 for arm options

	Seat Dimensions	Back Dimensions
CH0802 // CONCEPT HB	D460 W490 H460 - 585	W445 H510

Unlimited Fabric Available
Please call for pricing

FR: Med
Fabric: 100% Man-made
Mechanism: PCB

FABRIC FINISH

RB	CH	
----	----	--

CONCEPT DELUXE

5 ^{YR} COMPONENT GUARANTEE	2 ^{YR} UPHOLSTERY GUARANTEE	115 ^{KG} WEIGHT TOLERANCE	8 ^H HOURS USAGE
-------------------------------------------	--------------------------------------------	------------------------------------------	----------------------------------



- Deep cushioned seat and back upholstered in a tough wearing fabric
 - Asynchro mechanism allows each user to adapt the chair to their needs
- // NOTE:** see page 280 for arm options

	Seat Dimensions	Back Dimensions
CH0801 // CONCEPT DELUXE	D460 W490 H460 - 585	W445 H510

Unlimited Fabric Available
Please call for pricing

FR: Med
Fabric: 100% Man-made
Mechanism: Asynchro

FABRIC FINISH

RB	CH	
----	----	--

CONCEPT MAXI

5 ^{YR} COMPONENT GUARANTEE	2 ^{YR} UPHOLSTERY GUARANTEE	115 ^{KG} WEIGHT TOLERANCE	8 ^H HOURS USAGE
-------------------------------------------	--------------------------------------------	------------------------------------------	----------------------------------



- Largest of the Concept chairs
 - Deep cushioned seat and back upholstered in a tough wearing fabric
 - Asynchro mechanism with torsion control allows each user to adapt the chair to their needs
- // NOTE:** see page 280 for arm options

	Seat Dimensions	Back Dimensions
CH0805 // CONCEPT MAXI	D500 W520 H500 - 630	W500 H600

Unlimited Fabric Available
Please call for pricing

FR: Med
Fabric: 100% Man-made
Mechanism: Asynchro / torsion / ratchet back

FABRIC FINISH

RB	CH	
----	----	--

CALYPSO SINGLE LEVER



2^{YR} COMPONENT GUARANTEE 2^{YR} UPHOLSTERY GUARANTEE 115^{KG} WEIGHT TOLERANCE 8^H HOURS USAGE

- Deep cushioned seat and back upholstered in a tough wearing fabric
- Fixed back with solid steel support bar for maximum strength

// NOTE: see page 280 for arm options

	Seat Dimensions	Back Dimensions
CH2804PU // CALYPSO SINGLE LEVER	D440 W460 H485 - 615	W450 H490
CH2804 // CALYPSO SINGLE LEVER	D440 W460 H485 - 615	W450 H490

Unlimited Fabric Available
Please call for pricing

FR: Med
Fabric: 100% Man-made
Mechanism: Fixed



CALYPSO HB DELUXE



2^{YR} COMPONENT GUARANTEE 2^{YR} UPHOLSTERY GUARANTEE 115^{KG} WEIGHT TOLERANCE 8^H HOURS USAGE

- Asynchro mechanism allows independent adjustment of height, back and seat angle
- Backrest angle can be fixed or set to free float with the user

// NOTE: see page 280 for arm options

	Seat Dimensions	Back Dimensions
CH2801PU // CALYPSO HB DELUXE	D470 W470 H470 - 600	W450 H500
CH2801 // CALYPSO HB DELUXE	D470 W470 H470 - 600	W450 H500

Unlimited Fabric Available
Please call for pricing

FR: Med
Fabric: 100% Man-made
Mechanism: Asynchro



CALYPSO HB



2^{YR} COMPONENT GUARANTEE 2^{YR} UPHOLSTERY GUARANTEE 115^{KG} WEIGHT TOLERANCE 8^H HOURS USAGE

- Deep cushioned seat and back upholstered in a tough wearing fabric
- Permanent contact back (PCB) ensures user comfort for up to 8 hours
- Backrest angle can be fixed or set to free float with the user

// NOTE: see page 280 for arm options

	Seat Dimensions	Back Dimensions
CH2800PU // CALYPSO HB	D470 W470 H470 - 600	W450 H500
CH2800 // CALYPSO HB	D470 W470 H470 - 600	W450 H500

Unlimited Fabric Available
Please call for pricing

FR: Med
Fabric: 100% Man-made
Mechanism: PCB



CALYPSO MESH



2^{YR} COMPONENT GUARANTEE 2^{YR} UPHOLSTERY GUARANTEE 115^{KG} WEIGHT TOLERANCE 8^H HOURS USAGE

- Permanent contact back (PCB) ensures user comfort for up to 8 hours

// NOTE: see page 280 for arm options

	Seat Dimensions	Back Dimensions
CH2803 // CALYPSO MESH	D460 W480 H475 - 590	W420 H540

Unlimited Fabric Available
Please call for pricing

FR: Low
Fabric: Mesh / 100% Man-made
Mechanism: PCB



TYPIST CHAIR

2 ^{YR} COMPONENT GUARANTEE	2 ^{YR} UPHOLSTERY GUARANTEE	100 ^{KG} WEIGHT TOLERANCE	5 ^H HOURS USAGE
-------------------------------------------	--------------------------------------------	------------------------------------------	----------------------------------



- An entry level typist chair, meeting the needs of economical office applications
- Small and light, allowing easy movement

	Seat Dimensions	Back Dimensions
CH0712 // TYPIST CHAIR	D445 W460 H480 - 570	W390 H340

FR: Med
Fabric: 100% Man-made
Mechanism: Fixed

FABRIC FINISH



ZOOM HB

2 ^{YR} COMPONENT GUARANTEE	2 ^{YR} UPHOLSTERY GUARANTEE	100 ^{KG} WEIGHT TOLERANCE	5 ^H HOURS USAGE
-------------------------------------------	--------------------------------------------	------------------------------------------	----------------------------------



- Deep cushioned seat and back upholstered in a tough wearing fabric
- Fixed back mechanism
- Height adjustable seat

// NOTE: see page 280 for arm options

	Seat Dimensions	Back Dimensions
CH0707 // ZOOM HB	D450 W460 H485 - 615	W430 H500

FR: Med
Fabric: 100% Man-made
Mechanism: Fixed

FABRIC FINISHES



ZOOM MB

2 ^{YR} COMPONENT GUARANTEE	2 ^{YR} UPHOLSTERY GUARANTEE	100 ^{KG} WEIGHT TOLERANCE	5 ^H HOURS USAGE
-------------------------------------------	--------------------------------------------	------------------------------------------	----------------------------------



- Deep cushioned seat and back upholstered in a tough wearing fabric
- Zoom Anti Tamper option features solid steel support bar for maximum strength
- Height adjustable seat

// NOTE: see page 280 for arm options

	Seat Dimensions	Back Dimensions
CH0709 // ZOOM MB	D450 W460 H485 - 615	W430 H415
CH0702 // ZOOM ANTI TAMPER MB	D450 W460 H485 - 615	W430 H415

FR: Med
Fabric: 100% Man-made
Mechanism: Fixed

FABRIC FINISH



ZOOM VISITOR

2 ^{YR} COMPONENT GUARANTEE	2 ^{YR} UPHOLSTERY GUARANTEE	100 ^{KG} WEIGHT TOLERANCE	5 ^H HOURS USAGE
-------------------------------------------	--------------------------------------------	------------------------------------------	----------------------------------



- Sturdy powder coated black metal base
- Fixed back with solid steel support bar for maximum strength
- Plastic skid feet on base to avoid floor marking

// NOTE: see page 280 for arm options

	Seat Dimensions	Back Dimensions
CH0710 // ZOOM VISITOR	D445 W460 H480	W430 H410

FR: Med
Fabric: 100% Man-made

FABRIC FINISH



LAPIS PERCH



- Seat angle adjustment from sitting to perch
- D-kit footrest as standard
- Ideal for use with sit stand desking

	Seat Dimensions	Back Dimensions
CH0510 // LAPIS	D340 W475 H580 - 780	W410 H450

FR: Low
Fabric: Polyurethane
Mechanism: Fixed back

5YR
COMPONENT
GUARANTEE

115KG
WEIGHT
TOLERANCE

8H
HOURS
USAGE

FABRIC FINISH



SWAY



- Ideal for use with sit stand desking
- Height adjustable and can be used as a perch chair when at standing height
- Assists with core strengthening and stability

	Seat Dimensions
CH1257 // SWAY	D330 W330 H640 - 820

FR: Med
Fabric: 100% Man-made
Mechanism: Fixed

2YR
COMPONENT
GUARANTEE

2YR
UPHOLSTERY
GUARANTEE

115KG
WEIGHT
TOLERANCE

5H
HOURS
USAGE

FABRIC FINISH



FACTORY

5^{YR}
COMPONENT
GUARANTEE

115^{KG}
WEIGHT
TOLERANCE

8^H
HOURS
USAGE



- Versatile chair designed for assembly lines, science labs, factories and workshops
- Hard wearing, wipe clean, polyurethane seat and back
- Height adjustable seat

	Seat Dimensions	Back Dimensions
CH0504 // FACTORY	D440 W470 H465 - 590	W410 H310

FR: Low
Fabric: Polyurethane
Mechanism: Fixed

FINISH
BK

FACTORY II

5^{YR}
COMPONENT
GUARANTEE

115^{KG}
WEIGHT
TOLERANCE

8^H
HOURS
USAGE



- Versatile chair designed for assembly lines, science labs, factories and workshops
- Hard wearing, wipe clean, polyurethane seat and back
- Height adjustable seat and backrest with PCB mechanism

	Seat Dimensions	Back Dimensions
CH0505 // FACTORY II	D430 W465 H445 - 575	W420 H310

FR: Low
Fabric: Polyurethane
Mechanism: PCB

FINISH
BK

FACTORY HIGH

5^{YR}
COMPONENT
GUARANTEE

115^{KG}
WEIGHT
TOLERANCE

8^H
HOURS
USAGE



- Versatile chair designed for assembly lines, science labs, factories and workshops
- Hard wearing, wipe clean, polyurethane seat and back
- Static or adjustable high rise draughtsman kit increases seat height to a maximum 845 mm

	Seat Dimensions	Back Dimensions
CH0504 + AC1014 // FACTORY HIGH STATIC	D440 W470 H715 - 830	W410 H310
CH0504 + AC1042 // FACTORY HIGH ADJUSTABLE	D440 W470 H595 - 845	W410 H310

FR: Low
Fabric: Polyurethane
Mechanism: Fixed
D-kit: Static / adjustable

FINISH
BK

// NOTE: Model Shown has static D-kit

FACTORY II HIGH

5^{YR}
COMPONENT
GUARANTEE

115^{KG}
WEIGHT
TOLERANCE

8^H
HOURS
USAGE



- Versatile chair designed for assembly lines, science labs, factories and workshops
- Hard wearing, wipe clean, polyurethane seat and back with PCB mechanism
- Static or adjustable high rise draughtsman kit increases seat height to a maximum 835 mm

	Seat Dimensions	Back Dimensions
CH0505 + AC1014 // FACTORY II HIGH STATIC	D430 W465 H705 - 835	W420 H310
CH0505 + AC1042 // FACTORY II HIGH ADJUSTABLE	D430 W465 H565 - 820	W420 H310

FR: Low
Fabric: Polyurethane
Mechanism: PCB
D-kit: Static / adjustable

FINISH
BK

// NOTE: Model Shown has adjustable D-kit

ZOOM MB FIXED D-KIT

2^{YR} COMPONENT GUARANTEE 2^{YR} UPHOLSTERY GUARANTEE 110^{KG} WEIGHT TOLERANCE 5^H HOURS USAGE



- Static high rise draughtsman kit increases seat height to a maximum 870 mm
- Fixed foot-ring
- Supplied with glides

	Seat Dimensions	Back Dimensions
CH0709 + AC1014 // ZOOM MB FIXED D-KIT	D445 W460 H730 - 870	W435 H410

FR: Med
Fabric: 100% Man-made
Mechanism: Fixed

FABRIC FINISH



ZOOM MB ADJUSTABLE D-KIT

2^{YR} COMPONENT GUARANTEE 2^{YR} UPHOLSTERY GUARANTEE 110^{KG} WEIGHT TOLERANCE 5^H HOURS USAGE



- Adjustable high rise draughtsman kit increases seat height to a maximum 865 mm
- Adjustable foot-ring
- Supplied with glides

	Seat Dimensions	Back Dimensions
CH0709 + AC1042 // ZOOM MB ADJUSTABLE D-KIT	D445 W460 H610 - 865	W435 H410

FR: Med
Fabric: 100% Man-made
Mechanism: Fixed

FABRIC FINISH



CONCEPT MB FIXED D-KIT

5^{YR} COMPONENT GUARANTEE 2^{YR} UPHOLSTERY GUARANTEE 115^{KG} WEIGHT TOLERANCE 8^H HOURS USAGE



- Static high rise draughtsman kit increases seat height to a maximum 835 mm
- Fixed foot-ring
- Supplied with glides

	Seat Dimensions	Back Dimensions
CH0803 + AC1014 // CONCEPT MB FIXED D-KIT	D475 W470 H705 - 835	W420 H400

Unlimited Fabric Available

Please call for pricing

FR: Med
Fabric: 100% Man-made
Mechanism: PCB

FABRIC FINISHES



CONCEPT MB ADJUSTABLE D-KIT

5^{YR} COMPONENT GUARANTEE 2^{YR} UPHOLSTERY GUARANTEE 115^{KG} WEIGHT TOLERANCE 8^H HOURS USAGE



- Adjustable high rise draughtsman kit increases seat height to a maximum 830 mm
- Adjustable foot-ring
- Supplied with glides

	Seat Dimensions	Back Dimensions
CH0803 + AC1042 // CONCEPT MB ADJUSTABLE D-KIT	D475 W470 H585 - 830	W420 H400

Unlimited Fabric Available

Please call for pricing

FR: Med
Fabric: 100% Man-made
Mechanism: PCB

FABRIC FINISHES



OPERATOR CHAIR ARMS

ZOOM ARMS



2YR
COMPONENT
GUARANTEE

Description
AC1041 FIXED ARMS

BK



2YR
COMPONENT
GUARANTEE

Description
AC1046 1D ADJUSTABLE ARMS

BK

CALYPSO II & CONCEPT ARMS



5YR
COMPONENT
GUARANTEE

Description
AC1034 CHROME ADJUSTABLE ARMS

BK



5YR
COMPONENT
GUARANTEE

Description
AC1002 FIXED ARMS

BK



5YR
COMPONENT
GUARANTEE

Description
AC1040 1D ADJUSTABLE ARMS

BK



5YR
COMPONENT
GUARANTEE

Description
AC1082 FOLDING ARMS

BK

ACCESSORIES

5 STAR BASES



Description
AC1024 CHROME BASE



Description
AC1068 POLISHED ALUMINIUM BASE

TECHNICAL



Description
AC1042 HI-RISE ADJUSTABLE KIT



Description
AC1014 STATIC KIT

// FACTORY CHAIRS

Your comfort and safety is our primary concern. We advise never to use the Factory range D-kits on any chair with a tilting seat, or to use anything other than the glides provided. Castors are not recommended with any draughtsman kit.

CASTORS / GLIDES



Description
AC1030 11mm ONION GLIDES



Description
AC1031 11mm FLAT GLIDES



Description
AC1050 ANTI-STATIC CASTORS



Description
AC1047 BRAKE LOADED CASTORS



Description
AC1048 BRAKE UNLOADED CASTORS



Description
AC1058 CHROME CASTORS



Description
AC1051 SOFT TYRE CASTORS

CAFE & DINING

// 17

A stylish and alternative café and dining area can completely transform a working environment; we've carefully selected these contemporary products with this in mind.

CONTENTS

284	Adapt	297	Ramiro	310	Folding Chair
286	Ariel	297	Milano	310	Folding Chair Trolley
288	Chester	298	Picasso		
290	Fjord	300	Picasso Lite		
291	Benny	300	Ellipse		
292	Bjorn	302	Picnic		
294	Lunar	304	Stork		
295	Sena	304	Astral High		
296	Orlando	306	Plaza		
296	Forza	308	Morph		



ADAPT SIDE CHAIR

5^{YR}
COMPONENT
GUARANTEE

115^{KG}
WEIGHT
TOLERANCE

8^H
HOURS
USAGE



- A colourful, modern chair with a chrome 4 leg base
- Easy clean, durable plastic seat
- Stacks 4 high

	Seat Dimensions	Back Dimensions
CH2101 // ADAPT SIDE CHAIR	D400 W415 H470	W385 H370

FR: Low
Material: Polypropylene
Storage: Stacks 4

FINISHES



ADAPT HIGH CHAIR

5^{YR}
COMPONENT
GUARANTEE

115^{KG}
WEIGHT
TOLERANCE

8^H
HOURS
USAGE



- A colourful, modern high chair with chrome legs
- Easy clean, durable plastic seat
- Stacks 3 high

	Seat Dimensions	Back Dimensions
CH2103 // ADAPT HIGH CHAIR	D400 W415 H775	W385 H370

FR: Low
Material: Polypropylene
Storage: Stacks 3

FINISHES



ADAPT SKID

5^{YR}
COMPONENT
GUARANTEE

115^{KG}
WEIGHT
TOLERANCE

8^H
HOURS
USAGE



- A colourful, modern chair with a skid base
- Easy clean, durable plastic seat
- Stacks 4 high

	Seat Dimensions	Back Dimensions
CH2102 // ADAPT SKID	D400 W415 H470	W385 H370

FR: Low
Material: Polypropylene
Storage: Stacks 4

FINISHES



ARIEL II CHROME LEG

5^{YR}
COMPONENT
GUARANTEE

115^{KG}
WEIGHT
TOLERANCE

8^H
HOURS
USAGE



- Easy clean seat and chrome 4 leg base
- Revised seat shell to aid posture and comfort
- Stacks 4 high

	Seat Dimensions	Back Dimensions
CH2507 // CHROME 4-LEG	D370 W380 H440	W430 H470

FR: Low
Material: Polypropylene
Storage: Stacks 4

FINISHES



ARIEL II SPIDER BASE

5^{YR}
COMPONENT
GUARANTEE

115^{KG}
WEIGHT
TOLERANCE

8^H
HOURS
USAGE



- Easy clean seat and white spider base with castors
- Revised seat shell to aid posture and comfort

	Seat Dimensions	Back Dimensions
CH2509 // SPIDER BASE	D370 W380 H430 - 490	W430 H470

FR: Low
Material: Polypropylene
Mechanism: Fixed

FINISHES



ARIEL II WOODEN LEG

5^{YR}
COMPONENT
GUARANTEE

115^{KG}
WEIGHT
TOLERANCE

8^H
HOURS
USAGE



- Easy clean seat and round wooden 4 leg base
- Revised seat shell to aid posture and comfort

	Seat Dimensions	Back Dimensions
CH2508 // WOODEN LEG	D370 W380 H440	W430 H470

FR: Low
Material: Polypropylene

FINISHES



// NOTE: Shade matching of wooden leg cannot be guaranteed

ARIEL II WIRE BASE

5^{YR}
COMPONENT
GUARANTEE

115^{KG}
WEIGHT
TOLERANCE

8^H
HOURS
USAGE



- Easy clean seat and round wooden 4 leg base with black wire detailing
- Revised seat shell to aid posture and comfort

	Seat Dimensions	Back Dimensions
CH2510 // WIRE BASE	D370 W380 H440	W430 H470

FR: Low
Material: Polypropylene

FINISHES



// NOTE: Shade matching of wooden leg cannot be guaranteed

CHESTER WOODEN LEG

5^{YR}
COMPONENT
GUARANTEE

115^{KG}
WEIGHT
TOLERANCE

8^H
HOURS
USAGE



- Easy clean seat
- Round wooden 4 leg base

	Seat Dimensions	Back Dimensions
CH2511 // WOODEN LEG	D410 W470 H420	W430 H380

FR: Low
Material: Polypropylene

FINISHES



CHESTER WIRE BASE

5^{YR}
COMPONENT
GUARANTEE

115^{KG}
WEIGHT
TOLERANCE

8^H
HOURS
USAGE



- Easy clean seat
- 4 leg wire base

	Seat Dimensions	Back Dimensions
CH2512 // WIRE BASE	D410 W470 H420	W430 H380

FR: Low
Material: Polypropylene

FINISHES



CHESTER SPIDER BASE

5^{YR}
COMPONENT
GUARANTEE

115^{KG}
WEIGHT
TOLERANCE

8^H
HOURS
USAGE



- Easy clean seat
- Chrome spider base with castors

	Seat Dimensions	Back Dimensions
CH2513 // SPIDER BASE	D410 W470 H460 - 520	W430 H380

FR: Low
Material: Polypropylene
Mechanism: Fixed

FINISHES



FJORD 4-LEG

5 YR COMPONENT GUARANTEE	115 KG WEIGHT TOLERANCE	8 H HOURS USAGE	MADE TO ORDER 25 DAYS
---------------------------------------	--------------------------------------	------------------------------	--------------------------------



- One piece polypropylene shell
- Upholstered seat pad option, priced in Camira Advantage
- Ideal for dining and meeting areas
- Black (BK) or silver (P) frame as standard with chrome (C) frame available at an extra cost. Call for details

	Seat Dimensions	Back Dimensions
FJO20 // 4-LEG	D520 W450 H450	W400 H390
FJO30 // 4-LEG UPHOLSTERED	D520 W450 H450	W400 H380

SHELL FINISH // METAL FRAME FINISH // SEAT PAD FINISH

BK WH BL OR GY YL // BK P C // WL MP WH

FJORD WOODEN 4-LEG

5 YR COMPONENT GUARANTEE	115 KG WEIGHT TOLERANCE	8 H HOURS USAGE	MADE TO ORDER 25 DAYS
---------------------------------------	--------------------------------------	------------------------------	--------------------------------



- Wooden oak frame
- One piece polypropylene shell
- Upholstered seat pad option, priced in Camira Advantage
- Ideal for dining and meeting areas
- Frame available in walnut (WL), oak (OA) or black (BK) wood

	Seat Dimensions	Back Dimensions
FJO21 // WOODEN 4-LEG	D520 W450 H450	W400 H390
FJO31 // WOODEN 4-LEG UPHOLSTERED	D520 W450 H450	W400 H380

SHELL FINISH // WOODEN FRAME FINISH // SEAT PAD FINISH

BK WH BL OR GY YL // WL OA BK // WL MP WH

BENNY TABLE

5 YR COMPONENT GUARANTEE	MADE TO ORDER 25 DAYS
---------------------------------------	--------------------------------



- The top can be specified in walnut (WL), maple (MP) or white (WH)
- Available in a chrome round base or a polished aluminium 4 star base

	Dimension
BN2 // POLISHED ALUMINIUM 4 STAR BASE	D800 W800 H730
BN12 // CHROME ROUND BASE	D800 W800 H730

FINISHES

WL MP WH

// NOTE: Model Bistro Meeting Table BN2/WH/C shown

BENNY HIGH TABLE

5 YR COMPONENT GUARANTEE	MADE TO ORDER 25 DAYS
---------------------------------------	--------------------------------



- The top can be specified in walnut (WL), maple (MP) or white (WH)
- Available in a chrome round base or a polished aluminium 4 star base

	Dimension
BN5 // POLISHED ALUMINIUM 4 STAR BASE	D600 W600 H1050
BN15 // CHROME ROUND BASE	D600 W600 H1050

FINISHES

WL MP WH

// NOTE: Model Meeting Table BN15/WH/C shown

BJÖRN 4-LEG

5 YR COMPONENT GUARANTEE
2 YR UPHOLSTERY GUARANTEE
MADE TO ORDER
25 DAYS



- Brings a fresh look to your dining or breakout areas
- Chrome frame
- Extremely comfortable ribbed upholstered seat and back shell or one piece wooden shell

	Seat Dimensions	Back Dimensions
BJN21 // UPHOLSTERED SEAT 4-LEG CHAIR	D510 W460 H450	W380 H450
BJN11 // WOODEN SEAT 4-LEG CHAIR	D510 W460 H450	W380 H430

FABRIC FINISHES // WOODEN FINISHES



BJÖRN WOODEN 4-LEG


5 YR COMPONENT GUARANTEE
2 YR UPHOLSTERY GUARANTEE
MADE TO ORDER
25 DAYS



- Brings a fresh look to your dining or breakout areas
- Wooden beech frame and legs
- Extremely comfortable ribbed upholstered seat and back shell or one piece wooden shell

	Seat Dimensions	Back Dimensions
BJN23 // UPHOLSTERED SEAT 4-LEG CHAIR	D510 W460 H450	W380 H450
BJN13 // WOODEN SEAT 4-LEG CHAIR	D510 W460 H450	W380 H430

FABRIC FINISHES // WOODEN FINISHES



BJÖRN SLED


5 YR COMPONENT GUARANTEE
2 YR UPHOLSTERY GUARANTEE
MADE TO ORDER
25 DAYS



- Brings a fresh look to your dining or breakout areas
- Chrome frame
- Extremely comfortable ribbed upholstered seat and back shell or one piece wooden shell

	Seat Dimensions	Back Dimensions
BJN22 // UPHOLSTERED SEAT SLED BASE CHAIR	D510 W460 H450	W380 H450
BJN12 // WOODEN SEAT SLED BASE CHAIR	D510 W460 H450	W380 H430

FABRIC FINISHES // WOODEN FINISHES



BJÖRN STOOL

5 YR COMPONENT GUARANTEE
2 YR UPHOLSTERY GUARANTEE
MADE TO ORDER
25 DAYS



- Brings a fresh look to your dining or breakout areas
- Wooden beech frame and legs or chrome frame
- Extremely comfortable ribbed upholstered seat & back shell

	Seat Dimensions	Back Dimensions
BJN52 // 4-LEG CHROME STOOL	D490 W490 H770	W360 H130
BJN64 // 4-LEG WOODEN STOOL	D490 W490 H770	W360 H150

FABRIC FINISHES // WOODEN FINISHES



LUNAR DINING CHAIR

3 YR
COMPONENT
GUARANTEE

MADE
TO
ORDER
10 DAYS



- Chic retro look and soft lines combine with comfort
- Chair frame colours available in oak, raw or walnut
- Strong and durable
- Veneer seat

	Seat Dimensions	Overall Dimensions
HUDOAKVEN // OAK DINING CHAIR	D500 W450 H440	W450 H810
HUDRAWVEN // RAW DINING CHAIR	D500 W450 H440	W450 H810
HUDWALVEN // WALNUT DINING CHAIR	D500 W450 H440	W450 H810

FINISHES



LUNAR UPHOLSTERED DINING CHAIR

3 YR
COMPONENT
GUARANTEE

2 YR
UPHOLSTERY
GUARANTEE

MADE
TO
ORDER
10 DAYS



- Chic retro look and soft lines combine with comfort
- Chair frame colours available in oak, raw or walnut
- Strong and durable
- Seren faux leather cream seat

	Seat Dimensions	Overall Dimensions
HUDOAKFBS // OAK DINING CHAIR	D500 W450 H440	W450 H810
HUDRAWRFU // RAW DINING CHAIR	D500 W450 H440	W450 H810
HUDWALFBS // WALNUT DINING CHAIR	D500 W450 H440	W450 H810

FINISHES



SENA SIDE CHAIR

3 YR
COMPONENT
GUARANTEE

2 YR
UPHOLSTERY
GUARANTEE

MADE
TO
ORDER
10 DAYS



- Sena dining chair with Wenge wood frame
- At home in both traditional and contemporary environments alike
- Comfortable and practical faux leather seat and back available in dark chestnut, pewter or cream
- Strong and durable

	Seat Dimensions	Overall Dimensions
SEN // DINING SIDE CHAIR	D430 W430 H490	W430 H835

FINISHES



SENA ARMCHAIR

3 YR
COMPONENT
GUARANTEE

2 YR
UPHOLSTERY
GUARANTEE

MADE
TO
ORDER
10 DAYS



- Sena armchair with Wenge wood frame
- At home in both traditional and contemporary environments alike
- Comfortable and practical faux leather seat and back available in dark chestnut, pewter or cream
- Strong and durable

	Seat Dimensions	Overall Dimensions
SENAC // DINING ARM CHAIR	D430 W430 H490	W545 H835

FINISHES



ORLANDO

3YR COMPONENT GUARANTEE
25MM TOP THICKNESS
MADE TO ORDER
10 DAYS



- Made from top grade cast iron
- Adjustable feet
- Column in either a high quality chrome plating or a powder coated finish

	Dimensions
ZORLDRB7 // DINING - ROUND TOP, BLACK COLUMN	D700 W700 H755
ZORLDRC7 // DINING - ROUND TOP, CHROME COLUMN	D700 W700 H755
ZORLDSB77 // DINING - SQUARE TOP, BLACK COLUMN	D700 W700 H755
ZORLDS77 // DINING - SQUARE TOP, CHROME COLUMN	D700 W700 H755
ZORLPRB7 // POSEUR - ROUND TOP, BLACK COLUMN	D700 W700 H1075
ZORLPRC7 // POSEUR - ROUND TOP, CHROME COLUMN	D700 W700 H1075

TOP FINISHES // LEG FINISHES
WHT BCH // BK CR

// NOTE: MODEL SHOWN IS ZORLDSB77

RAMIRO

3YR COMPONENT GUARANTEE
25MM TOP THICKNESS
MADE TO ORDER
10 DAYS



- Solid cast iron base
- Stylish trumpet table base finished in chrome plating
- Adjustable feet

	Dimensions
ZRAMDR7 // DINING - ROUND TOP & BASE, CHROME COLUMN	D700 W700 H755

TOP FINISHES // LEG FINISHES
WHT BCH // CR

// NOTE: MODEL SHOWN IS ZRAMDR7

FORZA

3YR COMPONENT GUARANTEE
25MM TOP THICKNESS
MADE TO ORDER
10 DAYS



- Affordable and simple base in a slimline design
- Made from high grade cast iron with a powder coated finish

	Dimensions
ZFORDRB7 // DINING - ROUND BASE & TOP, BLACK COLUMN	D700 W700 H755
ZFORDSB77 // DINING - SQUARE BASE & TOP, BLACK COLUMN	D700 W700 H755
ZFORPRB7 // POSEUR - ROUND BASE & TOP, BLACK COLUMN	D700 W700 H1075

TOP FINISHES // LEG FINISH
WHT BCH // BK

// NOTE: Model Shown is ZFORDSB77

MILANO FLIP TOP

3YR COMPONENT GUARANTEE
25MM TOP THICKNESS
MADE TO ORDER
10 DAYS



- Simple lever unlocks and folds the upper section
- Can be nested together
- Adjustable feet
- Weather resistant anodised aluminium

	Dimensions
AFTD1 // DINING - SQUARE TOP	D700 W700 H730
AFTP1 // POSEUR - ROUND TOP	D700 W700 H1050

TOP FINISHES // LEG FINISHES
WHT BCH GRV // CR

// NOTE: Model Shown is AFTD1

PICASSO CONTRACT

5^{YR}
COMPONENT
GUARANTEE

115^{KG}
WEIGHT
TOLERANCE

8^H
HOURS
USAGE



- Welded chrome frame
- Stackable up to 4 high
- Plastic capped feet
- Suitable for cafe and canteens

	Seat Dimensions	Back Dimensions
CH0672BE // BEECH	D390 W450 H470	W435 H400

FR: Low
Material: Wood veneer
Storage: Stacks 4

FINISH
BE

PICASSO CONTRACT

5^{YR}
COMPONENT
GUARANTEE

115^{KG}
WEIGHT
TOLERANCE

8^H
HOURS
USAGE



- Welded chrome frame
- Stackable up to 4 high
- Plastic capped feet
- Suitable for cafe and canteens

	Seat Dimensions	Back Dimensions
CH0672WH // WHITE	D390 W450 H470	W435 H400

FR: Low
Material: High gloss lacquer
Storage: Stacks 4

FINISH
WH

PICASSO CONTRACT

5^{YR}
COMPONENT
GUARANTEE

115^{KG}
WEIGHT
TOLERANCE

8^H
HOURS
USAGE



- Welded chrome frame
- Stackable up to 4 high
- Plastic capped feet
- Suitable for cafe and canteens

	Seat Dimensions	Back Dimensions
CH0672WA // WALNUT	D390 W450 H470	W435 H400

FR: Low
Material: Wood veneer
Storage: Stacks 4

FINISH
WA



PICASSO LITE

2^{YR}
COMPONENT
GUARANTEE

100^{KG}
WEIGHT
TOLERANCE

5^H
HOURS
USAGE



- Distinctive stacking chair with a contemporary look
- Polished veneer seat and back
- Chrome frame with plastic feet

	Seat Dimensions	Back Dimensions
CH0514 // PICASSO LITE	D380 W440 H480	W435 H420

FR: Low
Material: Wood veneer
Storage: Stacks 4

FINISHES



ELLIPSE 4-LEG

2^{YR}
COMPONENT
GUARANTEE

20^{MM}
TOP
THICKNESS



- Plastic capped feet for stability
- Durable and easy-clean top
- Chrome legs

	Dimensions
CH0675 // 4-LEG	D800 W800 H740

Material: Wood veneer / white in high gloss lacquer

FINISHES



ELLIPSE TRUMPET

2^{YR}
COMPONENT
GUARANTEE

20^{MM}
TOP
THICKNESS



- Heavy flared base for stability
- Durable and easy-clean top
- Chrome trumpet base

	Dimensions
CH0676 // TRUMPET	D800 W800 H740

Material: Wood veneer / white in high gloss lacquer

FINISHES



PICNIC

5 YR
COMPONENT
GUARANTEE

25^{MM}
TOP
THICKNESS

MADE
TO
ORDER
28 DAYS



- 25mm top thickness
- Heavy duty frame (KD)
- 2 height options available

BENCH

	Dimensions		
	W	D	H
PCB1435 (FITS 1600 LOW TABLE)	1400	350	410
PCB1635 (FITS 1800 LOW TABLE)	1600	350	410
PCB1835 (FITS 2000 LOW TABLE)	1800	350	410

LOW TABLE

	Dimensions		
	W	D	H
PCTL1680	1600	800	740
PCTL1880	1800	800	740
PCTL2000	2000	800	740

HIGH TABLE

	Dimensions		
	W	D	H
PCTH1680	1600	800	1100
PCTH1880	1800	800	1100
PCTH2000	2000	800	1100

TOP FINISHES // FRAME FINISHES



STORK



- Sculpted seat and back with wood veneer finish or high gloss lacquer
- Height adjustable seat
- Chrome trumpet base

	Seat Dimensions	Back Dimensions
CH0670 // HIGH CHAIR	D390 W405 H580 - 805	W405 H245

FR: Low
 Material: Wood veneer / white is high gloss lacquer
 Mechanism: Fixed / gas height adjustable

FINISHES



5 YR
 COMPONENT
 GUARANTEE

115 KG
 WEIGHT
 TOLERANCE

5 H
 HOURS
 USAGE

ASTRAL HIGH TABLE



- Heavy flared base for stability
- Durable and easy-clean top
- Chrome trumpet base

	Dimensions
CH0677 // HIGH TABLE	D600 W600 H1045

FR: Low
 Material: Wood veneer / white in high gloss lacquer

FINISHES



2 YR
 COMPONENT
 GUARANTEE

20 MM
 TOP
 THICKNESS



PLAZA WICKER

2^{YR}
COMPONENT
GUARANTEE

115^{KG}
WEIGHT
TOLERANCE

5^H
HOURS
USAGE



- Available in blue or natural finish
- Stylish open construction for comfort on sunny days
- Polished aluminium frame with wicker seat
- Sturdy and durable, for indoor or outdoor use

// **NOTE:** Not suitable for outdoor storage

	Seat Dimensions	Back Dimensions
CH0660 // PLAZA WICKER	D410 W435 H430	W340 H390

FR: Low
Material: Polypropylene / aluminium
Storage: Stacks 8
Arms: Fixed

FINISHES



PLAZA ARMCHAIR

2^{YR}
COMPONENT
GUARANTEE

115^{KG}
WEIGHT
TOLERANCE

8^H
HOURS
USAGE



- Stylish open construction for comfort on sunny days
- Polished aluminium frame
- Sturdy and durable, for indoor or outdoor use

// **NOTE:** Not suitable for outdoor storage

	Seat Dimensions	Back Dimensions
CH0653 // ARMCHAIR	D400 W435 H440	W340 H390

FR: Low
Material: Aluminium
Storage: Stacks 8
Arms: Fixed

PLAZA TABLE

2^{YR}
COMPONENT
GUARANTEE



- Stylish round aluminium table to complement our range of chairs
- Polished aluminium top and base
- Sturdy and durable, for indoor or outdoor use

// **NOTE:** Not suitable for outdoor storage

	Dimensions
CH0651 // TABLE	D600 W600 H700

FR: Low
Material: Aluminium



MORPH FOLDING CHAIR

2YR
COMPONENT
GUARANTEE

115KG
WEIGHT
TOLERANCE

5H
HOURS
USAGE



- Durable off-white folding chair with moulded handle and plastic feet
- Sturdy dark grey metal legs and frame
- Wipe-clean surfaces and hinged folding mechanism

	Seat Dimensions	Back Dimensions
OF0410WH // FOLDING CHAIR	D380 W480 H465	W430 H310

FR: Low
Material: Polypropylene
Storage: Folding

FINISH

OW

MORPH CIRCULAR FOLDING TABLE

2YR
COMPONENT
GUARANTEE

25KG
WEIGHT
TOLERANCE



	Dimensions
OF0404WH // CIRCULAR FOLDING	D1200 W1200 H750

- Circular folding table with an off-white plastic top
- Sturdy dark grey metal legs and frame
- Wipe-clean top with rounded edges

FR: Low
Material: Polypropylene
Storage: Folding

FINISH

OW

MORPH RECTANGULAR FOLDING TABLE

2YR
COMPONENT
GUARANTEE

25KG
WEIGHT
TOLERANCE



	Dimensions
OF0403WH // 1210 TABLE	D600 W1210 H750
OF0402WH // 1510 TABLE	D760 W1510 H750
OF0401WH // 1830 TABLE	D760 W1830 H750

- Rectangular folding table with an off-white plastic top
- Sturdy dark grey metal legs and frame
- Wipe-clean top with rounded edges

FR: Low
Material: Polypropylene
Storage: Folding

FINISH

OW

FOLDING CHAIR

2YR
COMPONENT
GUARANTEE

100KG
WEIGHT
TOLERANCE

8H
HOURS
USAGE



- Available in blue or charcoal finish
- Folds flat for neat and easy storage
- Comfortable contoured seat and back

	Seat Dimensions	Back Dimensions
TCFAFCLK // FOLDING CHAIR	D395 W395 H440	W440 H460

FR: Low
Material: Polypropylene

FINISHES



FOLDING CHAIR TROLLEY

2YR
COMPONENT
GUARANTEE

80KG
WEIGHT
TOLERANCE



- Easy to control with two swivel and two fixed castors
- Simple assembly

	Dimensions
TC40T // 40 CAPACITY TROLLEY	D540 W1120 H1000
TC70T // 70 CAPACITY TROLLEY	D1750 W790 H1100
TC140T // 140 CAPACITY TROLLEY	D1750 W790 H2250

FINISH

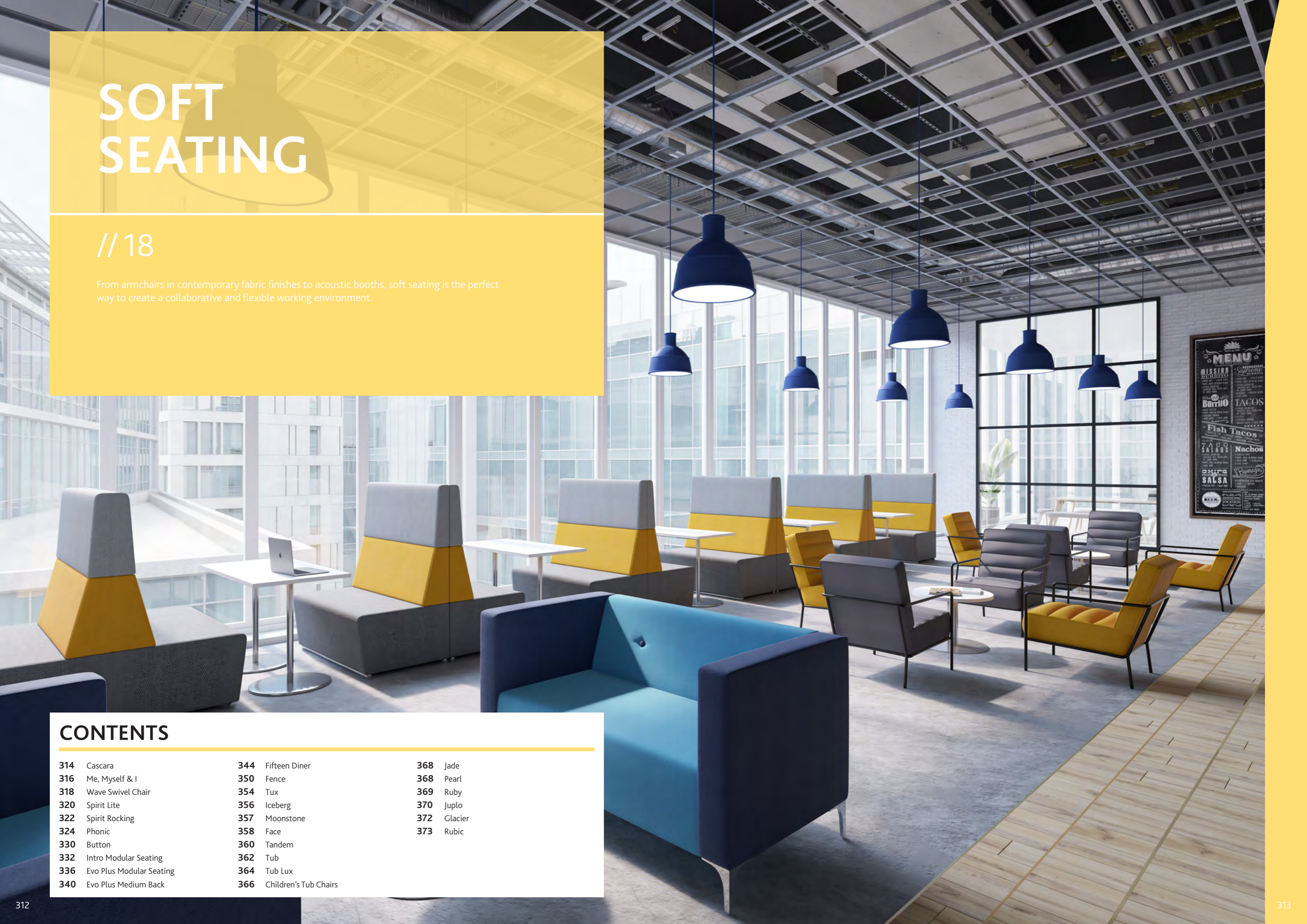


Integral linking clip

SOFT SEATING

// 18

From armchairs in contemporary fabric finishes to acoustic booths, soft seating is the perfect way to create a collaborative and flexible working environment.



CONTENTS

314	Cascara	344	Fifteen Diner	368	Jade
316	Me, Myself & I	350	Fence	368	Pearl
318	Wave Swivel Chair	354	Tux	369	Ruby
320	Spirit Lite	356	Iceberg	370	Juplo
322	Spirit Rocking	357	Moonstone	372	Glacier
324	Phonic	358	Face	373	Rubic
330	Button	360	Tandem		
332	Intro Modular Seating	362	Tub		
336	Evo Plus Modular Seating	364	Tub Lux		
340	Evo Plus Medium Back	366	Children's Tub Chairs		

CASCARA HB WOOD

5 YR
COMPONENT
GUARANTEE

MADE
TO
ORDER
30 DAYS



- Beech leg as standard
- Other wooden leg options available, walnut stain, wenge stain and painted white legs. Please call for details

	Seat Dimensions	Back Dimensions
CASHBSWWA/L // SWIVEL CHAIR	D730 W730 H1055	W630 H630
CASHBWLWA/WA/L // 4-LEG	D600 W630 H1020	W630 H580

Unlimited Fabric Available
Please call for pricing

FR: Subject to selected fabric
Fabric: Leather / 100% Man-made

LEATHER FINISH // FABRIC FINISH



CASCARA HB FABRIC

5 YR
COMPONENT
GUARANTEE

MADE
TO
ORDER
30 DAYS



- Beech leg as standard
- Other wooden leg options available, walnut stain, wenge stain and painted white legs. Please call for details

	Seat Dimensions	Back Dimensions
CASHBSWFU // SWIVEL	D730 W730 H1055	W630 H630
CASHBWLFU/WA // 4-LEG	D600 W630 H1020	W630 H580

Unlimited Fabric Available
Please call for pricing

FR: Subject to selected fabric
Fabric: Leather / 100% Man-made

LEATHER FINISH // FABRIC FINISH



FOOT STOOL

5 YR
COMPONENT
GUARANTEE

MADE
TO
ORDER
30 DAYS



- Beech leg as standard
- Other wooden leg options available, walnut stain, wenge stain and painted white legs. Please call for details

	Overall Dimensions
CASFSCWA/L // WOODEN CHROME BASE, LEATHER	D475 W630 H570
CASFSLWA/L // WOODEN 4-LEG BEECH BASE, LEATHER	D580 W630 H540
CASFSCFU // FABRIC CHROME BASE	D475 W630 H570
CASFSLWA/WA // WOODEN 4-LEG BASE, FABRIC	D580 W630 H540

Unlimited Fabric Available
Please call for pricing

FR: Subject to selected fabric
Fabric: Leather / 100% Man-made

LEATHER FINISH // FABRIC FINISH



ME, MYSELF & I

5 YR
COMPONENT
GUARANTEE

MADE
TO
ORDER
30 DAYS



- Leg finishes walnut stain, beech stain, light oak stain and maple stain
- Two tone upholstery available as an optional extra. Please call for details

LOW BACK UPHOLSTERED CHAIR

Dimensions

MMI-01 //
WOODEN 4-LEG BASE D700 W780 H750

FR: Subject to selected fabric
Fabric: 100% Man-made

FABRIC FINISH



NOTE: Shown in two tone upholstery which is an extra 10%, with light oak frame



- Leg finishes walnut stain, beech stain, light oak stain and maple stain
- Two tone upholstery available as an optional extra. Please call for details

MEDIUM BACK UPHOLSTERED CHAIR

Dimensions

MMI-02 //
WOODEN 4-LEG BASE D700 W780 H850

FR: Subject to selected fabric
Fabric: 100% Man-made

FABRIC FINISH



NOTE: Shown in two tone upholstery which is an extra 10%, with light oak frame



- Leg finishes walnut stain, beech stain, light oak stain and maple stain
- Two tone upholstery available as an optional extra. Please call for details

HIGH BACK UPHOLSTERED CHAIR

Dimensions

MMI-03 //
WOODEN 4-LEG BASE D700 W780 H950

FR: Subject to selected fabric
Fabric: 100% Man-made

FABRIC FINISH



NOTE: Shown in two tone upholstery which is an extra 10%, with light oak frame



- Tops available in white, light oak and walnut
- Leg finishes walnut stain, beech stain, light oak stain and maple stain

WOODEN TABLE

Dimensions

MMIT-1 //
SQUARE TABLE D555 W555 H400

MMIT-2 //
RECTANGULAR TABLE D555 W1295 H400

TOP FINISHES



WAVE SWIVEL CHAIR

5 YR
COMPONENT
GUARANTEE

MADE
TO
ORDER
30 DAYS



- Upholstered tub chair
- Priced in Camira Advantage fabric. For other fabrics, please call our sales team

POLISHED ALUMINIUM 4 STAR BASE

Dimensions	
WA-1C // SWIVEL CHAIR	D740 W750 H960

FR: Subject to selected fabric
Fabric: 100% Man-made

FABRIC FINISH



- Upholstered tub chair
- Leg finishes available in walnut stain or oak stain
- Priced in Camira Advantage fabric. For other fabrics, please call our sales team

WOODEN 4 STAR BASE

Dimensions	
WA-1W // SWIVEL CHAIR	D740 W750 H960

FR: Subject to selected fabric
Fabric: 100% Man-made

FABRIC FINISH



NOTE: Shown with walnut base

5 YR
COMPONENT
GUARANTEE

MADE
TO
ORDER
30 DAYS

SPIRIT LITE



• Priced in Camira Advantage. For other fabrics, please call our sales team

SWIVEL BASE CHAIR

Overall Dimensions	
STL1C // 4 STAR SWIVEL BASE	D680 W570 H810

FR: Subject to selected fabric
Fabric: 100% Man-made



• Priced in Camira Advantage. For other fabrics, please call our sales team

WIRE BASE CHAIR

Overall Dimensions	
STL2C // CHROME WIRE BASE	D680 W570 H810

FR: Subject to selected fabric
Fabric: 100% Man-made



• Priced in Camira Advantage. For other fabrics, please call our sales team

CHROME PEDESTAL BASE CHAIR

Overall Dimensions	
STL3C // PEDESTAL SWIVEL BASE	D680 W570 H810

FR: Subject to selected fabric
Fabric: 100% Man-made

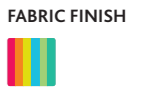


• Priced in Camira Advantage. For other fabrics, please call our sales team

4-LEG STOOL

Overall Dimensions	
STS1C // 4-LEG STOOL	D490 W490 H1080

FR: Subject to selected fabric
Fabric: 100% Man-made



• Priced in Camira Advantage. For other fabrics, please call our sales team

SWIVEL BASE CHAIR WITH HEADREST

Overall Dimensions	
STL1C-HR // 4 STAR SWIVEL BASE	D680 W570 H940

FR: Subject to selected fabric
Fabric: 100% Man-made




• Priced in Camira Advantage. For other fabrics, please call our sales team

WIRE BASE CHAIR WITH HEADREST

Overall Dimensions	
STL2C-HR // CHROME WIRE BASE	D680 W570 H940

FR: Subject to selected fabric
Fabric: 100% Man-made



• Priced in Camira Advantage. For other fabrics, please call our sales team

CHROME PEDESTAL BASE CHAIR WITH HEADREST

Overall Dimensions	
STL3C-HR // PEDESTAL SWIVEL BASE	D680 W570 H940

FR: Subject to selected fabric
Fabric: 100% Man-made



SPIRIT ROCKING

5 YR
COMPONENT
GUARANTEE

MADE
TO
ORDER
30 DAYS



- Other wooden leg finishes available, call for details
- Two tone upholstery available as an optional extra, call for details
- Priced in Camira Advantage fabric. For other fabrics, please call our sales team

SPIRIT ROCKING CHAIR

Dimensions	
STLR1B // BLACK WIRE BASE	D770 W610 H790
STLR1P // SILVER WIRE BASE	D770 W610 H790
STLR1C // CHROME WIRE BASE	D770 W610 H790

FR: Subject to selected fabric
Fabric: 100% Man-made

FABRIC FINISH



- Glass top with chrome wire base

SPIRIT FROSTED GLASS TOP TABLE

Dimensions	
ST10C // FROSTED TOP	D680 W680 H420



- Other wooden leg finishes available, call for details
- Two tone upholstery available as an optional extra, call for details
- Priced in Camira Advantage fabric. For other fabrics, please call our sales team

SPIRIT ROCKING ARMCHAIR

Dimensions	
STR1B // BLACK WIRE BASE	D770 W680 H820
STR1P // SILVER WIRE BASE	D770 W680 H820
STR1C // CHROME WIRE BASE	D770 W680 H820

FR: Subject to selected fabric
Fabric: 100% Man-made

FABRIC FINISH



NOTE: Shown with chrome base



- Walnut laminated top with chrome wire base
- White, Maple, Light Oak and Black tops also available
- Black frame available on request

SPIRIT WOODEN TOP TABLE

Dimensions	
ST11C // WOODEN TOP	D680 W680 H420



- Other wooden leg finishes available, call for details
- Two tone upholstery available as an optional extra, call for details
- Priced in Camira Advantage fabric. For other fabrics, please call our sales team

SPIRIT ROCKING CHAIR WITH HEADREST

Dimensions	
STLR1B-HR // BLACK WIRE BASE	D770 W610 H920
STLR1P-HR // SILVER WIRE BASE	D770 W610 H920
STLR1C-HR // CHROME WIRE BASE	D770 W610 H920

FR: Subject to selected fabric
Fabric: 100% Man-made

FABRIC FINISH



PHONIC HIGH & PHONIC LOW



PHONIC HIGH ARMCHAIR

5^{YR} COMPONENT GUARANTEE	2^{YR} UPHOLSTERY GUARANTEE	115^{KG} WEIGHT TOLERANCE	8^H HOURS USAGE	MADE TO ORDER 42 DAYS
-------------------------------------------------	--------------------------------------------------	------------------------------------------------	----------------------------------------	-----------------------------------------



- An armchair with solid high arms and back to provide privacy and noise reduction while working
- Optional power module ensures you can keep working
- Stylish chrome feet
- Priced in Camira Advantage fabric. For other fabrics, please call our sales team

	Seat Dimensions	Back Dimensions	Unlimited Fabric Available
OF3901 // ARMCHAIR	D550 W550 H450	W550 H850	Please call for pricing

FR: Subject to fabric selected
Material: 100% Man-made



PHONIC HIGH 3 SEATER

5^{YR} COMPONENT GUARANTEE	2^{YR} UPHOLSTERY GUARANTEE	345^{KG} WEIGHT TOLERANCE	8^H HOURS USAGE	MADE TO ORDER 42 DAYS
-------------------------------------------------	--------------------------------------------------	------------------------------------------------	----------------------------------------	-----------------------------------------



- A 3 seater sofa with solid high arms and back to provide privacy and noise reduction while working
- Optional power module ensures you can keep working
- Stylish chrome feet
- Priced in Camira Advantage fabric. For other fabrics, please call our sales team

	Seat Dimensions	Back Dimensions	Unlimited Fabric Available
OF3903 // 3 SEATER	D550 W1650 H490	W1650 H850	Please call for pricing

FR: Subject to fabric selected
Material: 100% Man-made



PHONIC HIGH 2 SEATER

5^{YR} COMPONENT GUARANTEE	2^{YR} UPHOLSTERY GUARANTEE	230^{KG} WEIGHT TOLERANCE	8^H HOURS USAGE	MADE TO ORDER 42 DAYS
-------------------------------------------------	--------------------------------------------------	------------------------------------------------	----------------------------------------	-----------------------------------------



- A 2 seater sofa with solid high arms and back to provide privacy and noise reduction while working
- Optional power module ensures you can keep working
- Stylish chrome feet
- Priced in Camira Advantage fabric. For other fabrics, please call our sales team

	Seat Dimensions	Back Dimensions	Unlimited Fabric Available
OF3902 // 2 SEATER	D550 W1100 H450	W1100 H850	Please call for pricing

FR: Subject to fabric selected
Material: 100% Man-made



INFILL PANEL & TABLE

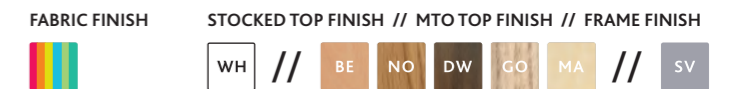
5^{YR} COMPONENT GUARANTEE	2^{YR} UPHOLSTERY GUARANTEE	MADE TO ORDER 42 DAYS
-------------------------------------------------	--------------------------------------------------	-----------------------------------------



- A single leg table for use with the Phonic infill panel
- Supplied with all fittings needed
- Priced in Camira Advantage fabric. For other fabrics, please call our sales team

	Dimensions	Unlimited Fabric Available
OF3903FUI // INFILL PANEL	W1000 H1275	Please call for pricing
OF0903TAB // TABLE	D910 - 400 W1400 H1275	

FR: Subject to fabric selected (infill panel only)



PHONIC LOW ARMCHAIR

5^{YR} COMPONENT GUARANTEE	2^{YR} UPHOLSTERY GUARANTEE	115^{KG} WEIGHT TOLERANCE	5^H HOURS USAGE	MADE TO ORDER 42 DAYS
-------------------------------------------------	--------------------------------------------------	------------------------------------------------	----------------------------------------	-----------------------------------------



- An armchair with solid arms and back to provide privacy and noise reduction while working
- Optional power module ensures you can keep working
- Stylish chrome feet
- Priced in Camira Advantage fabric. For other fabrics, please call our sales team

	Seat Dimensions	Back Dimensions	Unlimited Fabric Available
OF3900 // ARMCHAIR	D550 W550 H450	W550 H490	Please call for pricing

FR: Subject to fabric selected
Material: 100% Man-made



PHONIC LOW 2 SEATER

5^{YR} COMPONENT GUARANTEE	2^{YR} UPHOLSTERY GUARANTEE	230^{KG} WEIGHT TOLERANCE	5^H HOURS USAGE	MADE TO ORDER 42 DAYS
-------------------------------------------------	--------------------------------------------------	------------------------------------------------	----------------------------------------	-----------------------------------------



- A 2 seater sofa with solid arms and back to provide privacy and noise reduction while working
- Optional power module ensures you can keep working
- Stylish chrome feet
- Priced in Camira Advantage fabric. For other fabrics, please call our sales team

	Seat Dimensions	Back Dimensions	Unlimited Fabric Available
OF3904 // 2 SEATER	D550 W1100 H450	W1100 H490	Please call for pricing

FR: Subject to fabric selected
Material: 100% Man-made



PHONIC LOW 3 SEATER


5^{YR} COMPONENT GUARANTEE	2^{YR} UPHOLSTERY GUARANTEE	345^{KG} WEIGHT TOLERANCE	5^H HOURS USAGE	MADE TO ORDER 42 DAYS
-------------------------------------------------	--------------------------------------------------	------------------------------------------------	----------------------------------------	-----------------------------------------



- A 3 seater sofa with solid arms and back to provide privacy and noise reduction while working
- Optional power module ensures you can keep working
- Stylish chrome feet
- Priced in Camira Advantage fabric. For other fabrics, please call our sales team

	Seat Dimensions	Back Dimensions	Unlimited Fabric Available
OF3905 // 3 SEATER	D550 W1650 H450	W1650 H490	Please call for pricing

FR: Subject to fabric selected
Material: 100% Man-made



POWER MODULE



- Circular power port to fit the Phonic or Button range of meeting pods
- Featuring one UK plug socket and two USB sockets
- Power module enables flexible working anywhere
- Supplied with all fixings needed
- Priced in Camira Advantage fabric. For other fabrics, please call our sales team

PM2BK // POWER MODULE	(power cable sold separately)
PMCB3M // 3M POWER CABLE	

Power module cable: 1 x UK socket, 2 x smart charge, 500mm lead, 3m length



BUTTON ARMCHAIR

5^{YR} COMPONENT GUARANTEE	2^{YR} UPHOLSTERY GUARANTEE	115^{KG} WEIGHT TOLERANCE	5^H HOURS USAGE	MADE TO ORDER 42 DAYS
-------------------------------------------------	--------------------------------------------------	------------------------------------------------	----------------------------------------	-----------------------------------------



- A chunky armchair with optional built-in power modules
- Coloured button upholstery detailing and silver feet complete the look
- Priced in Camira Advantage fabric. For other fabrics, please call our sales team

	Seat Dimensions	Back Dimensions	Unlimited Fabric Available
OF1701 // ARMCHAIR	D530 W600 H430	W600 H340	Please call for pricing

FR: Subject to fabric selected
Material: 100% Man-made

FABRIC FINISH



BUTTON 2 SEATER

5^{YR} COMPONENT GUARANTEE	2^{YR} UPHOLSTERY GUARANTEE	230^{KG} WEIGHT TOLERANCE	5^H HOURS USAGE	MADE TO ORDER 42 DAYS
-------------------------------------------------	--------------------------------------------------	------------------------------------------------	----------------------------------------	-----------------------------------------



- A chunky 2 seater sofa with optional built-in power modules
- Coloured button upholstery detailing and silver feet complete the look
- Priced in Camira Advantage fabric. For other fabrics, please call our sales team

	Seat Dimensions	Back Dimensions	Unlimited Fabric Available
OF1702 // 2 SEATER	D530 W1200 H430	W1200 H340	Please call for pricing

FR: Subject to fabric selected
Material: 100% Man-made

FABRIC FINISH



BUTTON 3 SEATER

5^{YR} COMPONENT GUARANTEE	2^{YR} UPHOLSTERY GUARANTEE	345^{KG} WEIGHT TOLERANCE	5^H HOURS USAGE	MADE TO ORDER 42 DAYS
-------------------------------------------------	--------------------------------------------------	------------------------------------------------	----------------------------------------	-----------------------------------------



- A chunky 3 seater sofa with optional built-in power modules
- Coloured button upholstery detailing and silver feet complete the look
- Priced in Camira Advantage fabric. For other fabrics, please call our sales team

	Seat Dimensions	Back Dimensions	Unlimited Fabric Available
OF1703 // 3 SEATER	D530 W1800 H430	W1800 H340	Please call for pricing

FR: Subject to fabric selected
Material: 100% Man-made

FABRIC FINISH



INTRO MODULAR SEATING



5 YR
COMPONENT
GUARANTEE

MADE
TO
ORDER
30 DAYS

INTRO MODULAR SEATING



SINGLE BENCH

INT300
H430 W770 D770



DOUBLE BENCH

INT304
H430 W1200 D770



TREBLE BENCH

INT320
H430 W1520 D770



45° LINK - NO LEG

INT308
H430 W570 D770



90° LINK - WITH LEG

INT309
H430 W770 D770



90° END - CENTRAL LEG / END LEG

INT310
H430 W770 H770



SINGLE CHAIR

INT301
H770 W770 D770



DOUBLE CHAIR

INT321 LEFT HAND
INT322 RIGHT HAND
H770 W1220 D770



DOUBLE CHAIR FULL BACK

INT305
H770 W1220 D770



FREE STANDING ARM

INT330 NYLON GLIDES
H570 W270 D770




FREE STANDING ARM WITH POWER

INT331 NYLON GLIDES
H570 W270 D770

INT/LINK LINKING KIT
Consists of:
2 x Linking plates
8 x M6x25 screws

- Sled base with felt pads
- Satin silver base finish is standard
- Chrome finish and two tone upholstery are also available at an extra cost. Please call for details

FABRIC FINISH




DOUBLE CHAIR CORNER ARM

INT323 LEFT HAND
INT324 RIGHT HAND
H770 W1520 D770



SINGLE CHAIR CORNER ARM

INT302 LEFT HAND
INT303 RIGHT HAND
H770 W770 D770



DOUBLE CHAIR FULL BACK CORNER

INT306 LEFT HAND
INT307 RIGHT HAND
H770 W1520 D770



NOTE: Shown in two tone upholstery which is 10% extra

EVO PLUS MODULAR SEATING



EVO PLUS MODULAR SEATING

5 YR
COMPONENT
GUARANTEE

MADE
TO
ORDER
25 DAYS



ONE SEATER

EVOP1 600 WIDE
EVOP2 700 WIDE
H450 W600 / 700 D700



TWO SEATER

EVOP3
H450 W1200 D700




THREE SEATER

EVOP4
H450 W1700 D700



45° SEAT

EVOP5
H450 W555 D700



3 SEATER 2/3 BACK

EVOP18 L/H
EVOP19 R/H
H750 W1700 D700



3 SEATER MIDDLE THIRD

EVOP20
H750 W1700 D700



1 SEATER FULL BACK

EVOP21 L/H
EVOP24 R/H
H750 W750 D700



2 SEATER FULL BACK

EVOP22 L/H
EVOP25 R/H
H750 W1350 D700



90° SEAT

EVOP6
H450 W990 D700



180° SEAT

EVOP7
H450 W1400 D700




90° CURVED SEAT

EVOP8
H450 W1400 D1400



ONE SEATER FULL BACK

EVOP9 600 WIDE
EVOP10 700 WIDE
H750 W600 / 700 D700



3 SEATER FULL BACK

EVOP23 L/H
EVOP26 R/H
H750 W1850 D700



2 SEATER HALF BACK

EVOP27 L/H
EVOP29 R/H
H750 W1350 D700



3 SEATER 2/3 BACK

EVOP28 L/H
EVOP30 R/H
H750 W1850 D700




1 SEATER FULL BACK

EVOP31 WITH ARMS
H750 W900 D700



2 SEATER FULL BACK

EVOP11
H750 W1200 D700




3 SEATER FULL BACK

EVOP12
H750 W1700 D700



CORNER WITH FULL BACK

EVOP13
H750 W700 D700



90° CURVED FULL BACK

EVOP14
H750 W1400 D1400



2 SEATER FULL BACK

EVOP32 WITH ARMS
H750 W1500 D700



3 SEATER FULL BACK

EVOP33 WITH ARMS
H750 W2000 D700

Leg options

- SWBEL Square wooden beech leg
- SWWAL Square wooden walnut leg
- SWWEL Square wooden wenge leg
- SWWHL Square wooden white leg
- CWBEL Circular wooden beech leg
- CWWAL Circular wooden walnut leg
- CWWEL Circular wooden wenge leg
- CWWHL Circular wooden white leg

Linking

- FTLP Linking kit

FABRIC FINISH



90° CONVEX CURVED

EVOP36
H750 W1400 D1400



180° WITH BACK

EVOP15
H750 W1400 D700



2 SEATER CORNER

EVOP35 L/H
EVOP34 R/H
H750 W1200 D700



2 SEATER HALF BACK

EVOP16 L/H
EVOP17 R/H
H750 W1200 D700

- Extensive range for layout options
- Use stand alone or linked
- Chairs with backs have sprung seats for extra comfort.

EVO PLUS MEDIUM BACK



EVO PLUS MEDIUM BACK

5 YR
COMPONENT
GUARANTEE

MADE
TO
ORDER
25 DAYS



1 SEATER FULL BACK

EVOPMB9 600 WIDE
EVOPMB10 700 WIDE
H1050 W600 / 700 D700



2 SEATER FULL BACK

EVOPMB11
H1050 W1200 D700



3 SEATER FULL BACK

EVOPMB12
H1050 W1700 D700



CORNER WITH FULL BACK

EVOPMB13
H1050 W700 D700



2 SEATER FULL BACK

EVOPMB32 WITH AMRS
H1050 W1500 D700



3 SEATER FULL BACK

EVOPMB33 WITH ARMS
H1050 W2000 D700




1 SEATER PRIVACY PANEL

EVOPMBP1
Panel size - H1050 W1000
Table size - W650 D750



2 SEATER PRIVACY PANEL

EVOPMBP2
Panel size - H1050 W1000
Table size - W1000 D750



90° CURVED FULL BACK

EVOPMB14
H1050 W1400 D1400



90° CONVEX CURVED

EVOPMB36
H1050 W1400 D1400



3 SEATER MIDDLE THIRD

EVOPMB20
H1050 W1700 D700



2 SEATER FULL CORNER

EVOPMB35 L/H
EVOPMB34 R/H
H1050 W1200 D700



3 SEATER PRIVACY PANEL

EVOPMBP3
Panel size - H1050 W1000
Table size - W1500 D750

Leg options

- SWBEL Square wooden beech leg
- SWWAL Square wooden walnut leg
- SWWEL Square wooden wenge leg
- SWWHL Square wooden white leg
- CWBEL Circular wooden beech leg
- CWWAL Circular wooden walnut leg
- CWWEL Circular wooden wenge leg
- CWWHL Circular wooden white leg

Table frame finishes

- TLSF Silver frame
- TLBF Black frame
- TLBGF Black Graphite
- TLWF White frame
- TLCF Chrome effect frame

Linking

- FTLP Linking kit

TABLE MFC FINISHES



FABRIC FINISH



2 SEATER HALF BACK

EVOPMB16 L/H
EVOPMB17 R/H
H1050 W1200 D700



3 SEATER 2/3 BACK

EVOPMB18 L/H
EVOPMB19 R/H
H1050 W1700 D700




1 SEATER FULL BACK

EVOPMB21 L/H
EVOPMB24 R/H
H1050 W750 700



2 SEATER FULL BACK

EVOPMB22 L/H
EVOPMB25 R/H
H1050 W1350 D700



3 SEATER FULL BACK

EVOPMB23 L/H
EVOPMB26 R/H
H1050 W1850 D700



2 SEATER HALF BACK

EVOPMB27 L/H
EVOPMB29 R/H
H1050 W1350 D700



3 SEATER 2/3 BACK

EVOPMB28 L/H
EVOPMB30 R/H
H1050 W1850 D700



1 SEATER FULL BACK

EVOPMB31 WITH ARMS
H1050 W900 D700

FIFTEEN DINER



FIFTEEN DINER

5 YR
COMPONENT
GUARANTEE

MADE
TO
ORDER
30 DAYS



2 SEATER LOW BACK

15-E-20
H870 W780 D2020
Table not included



4 SEATER LOW BACK

15-E-40
H870 W1310 D2020
Table not included



6 SEATER LOW BACK

15-E-60
H870 W1910 H2020
Table not included



2 SEATER HIGH BACK

15-E-21
H1320 W780 D2020
Table not included



4 SEATER HIGH BACK

15-E-41
H1320 W1310 D2020
Table not included



6 SEATER HIGH BACK

15-E-61
H1320 W1910 D2020
Table not included



SINGLE DINER TABLE

15-E-1T
H720 W670 D600



DOUBLE DINER TABLE

15-E-2T
H720 W1200 D600



TREBLE DINER TABLE

15-E-3T
H720 W1800 D600



TABLE MFC FINISHES



FABRIC FINISH



FIFTEEN MEDIA

5 YR
COMPONENT
GUARANTEE

MADE
TO
ORDER

30 DAYS



4 SEATER HIGH BACK MEDIA UNIT

15-EM-41

H1320 W1310 D2020

TV and Bracket NOT included

6 SEATER HIGH BACK MEDIA UNIT

15-EM-61

H1320 W1910 D2020

TV and Bracket NOT included

TV BRACKET

15-TV8

Bracket is suitable for TV's from 23" to 32" screens



FIFTEEN PODS

5 YR
COMPONENT
GUARANTEE

MADE
TO
ORDER

30 DAYS



SINGLE SEAT POD

15-E-P11

H1900 W860 D670

DOUBLE SINGLE SEAT POD

15-E-P12

H1900 W860 D2630

2 SEATER POD

15-E-P22

H1900 W1390 D670



DOUBLE 2 SEATER POD

15-E-P24

H1900 W1390 D2630

TABLE MFC FINISHES



FABRIC FINISH



FENCE MODULAR SEATING



FENCE

5 YR
COMPONENT
GUARANTEE

MADE
TO
ORDER
30 DAYS



SINGLE ARMCHAIR

FN-01
H780 W900 D750



2 SEATER SOFA

FN-02
H780 W1500 D750



3 SEATER SOFA

FN-03
H780 W2250 D750



5 SEATER L-SHAPED

FN-35
H780 W2250 D2250



5 SEATER L-SHAPED WITH SCREEN

FN-45
H1440 W2370 D2370



8 SEATER U-SHAPED

FN-58
H780 W2250 D3000



SINGLE ARMCHAIR WITH SCREEN

FN-11
H1440 W1020 D810



2 SEATER SOFA WITH SCREEN

FN-12
H1440 W1620 D810



3 SEATER SOFA WITH SCREEN

FN-13
H1440 W2370 D810



8 SEATER U-SHAPED WITH SCREEN

FN-68
H1440 W2370 D3120



PIXEL

- PX10** 1 x UK socket (fused at 3.15A), 3 metre lead to 13A UK plug, black
- PX20** 1 x UK socket (fused at 3.15A), twin USB fast charger (2.3A max load), 3 metre lead to 13A UK plug, black

Options

- C** Chrome legs
- NT** Beech wooden legs
- WL** Walnut wooden legs

FABRIC FINISH



2 SEATER BOOTH

FN-22
H1440 W1020 D2430



4 SEATER BOOTH

FN-24
H1440 W1620 D2430



6 SEATER BOOTH

FN-26
H1440 W2370 D2430



TUX ARMCHAIR

5 YR COMPONENT GUARANTEE	2 YR UPHOLSTERY GUARANTEE	115 KG WEIGHT TOLERANCE	5 H HOURS USAGE
---------------------------------------	----------------------------------------	--------------------------------------	------------------------------



- Comfortable and plush armchair with chrome feet
- Deep foam seat and back
- Optional cushions available in 4 colours

	Seat Dimensions	Back Dimensions
OF0706 // ARMCHAIR	D530 W520 H460	W530 H320

FR: Low
Material: 100% Man-made

FABRIC FINISHES



TUX 3 SEATER

5 YR COMPONENT GUARANTEE	2 YR UPHOLSTERY GUARANTEE	230 KG WEIGHT TOLERANCE	5 H HOURS USAGE
---------------------------------------	----------------------------------------	--------------------------------------	------------------------------



- Comfortable and plush sofa with chrome feet
- Deep foam seat and back
- Optional cushions available in 4 colours

	Seat Dimensions	Back Dimensions
OF0707 // 3 SEATER	D530 W1610 H460	W1600 H320

FR: Low
Material: 100% Man-made

FABRIC FINISHES



2YR
UPHOLSTERY
GUARANTEE

CUSHIONS



	Dimensions
OF0708 // CUSHIONS	D34 W340 T120

FR: Low
Material: 100% Man-made

FABRIC FINISHES



ICEBERG ARMCHAIR

5 YR COMPONENT GUARANTEE	2 YR UPHOLSTERY GUARANTEE	115 KG WEIGHT TOLERANCE	5 H HOURS USAGE
---------------------------------------	----------------------------------------	--------------------------------------	------------------------------



- A modern leather-faced armchair with silver metal feet
- Deep cushions and arms

	Seat Dimensions	Back Dimensions
OF0300 // ARMCHAIR	D530 W540 H450	W580 H360

FR: Low
Fabric: Leather faced

FINISH

BK

ICEBERG SOFA

5 YR COMPONENT GUARANTEE	2 YR UPHOLSTERY GUARANTEE	230 KG WEIGHT TOLERANCE	5 H HOURS USAGE
---------------------------------------	----------------------------------------	--------------------------------------	------------------------------



- A modern leather-faced 2 seater sofa with silver metal feet
- Deep cushions and arms

	Seat Dimensions	Back Dimensions
OF0301 // SOFA	D530 W1090 H450	W1090 H360

FR: Low
Fabric: Leather faced

FINISH

BK

MOONSTONE ARMCHAIR

5 YR COMPONENT GUARANTEE	2 YR UPHOLSTERY GUARANTEE	115 KG WEIGHT TOLERANCE	5 H HOURS USAGE
---------------------------------------	----------------------------------------	--------------------------------------	------------------------------



- A modern leather-faced armchair with silver metal feet
- Deep cushions and arms

	Seat Dimensions	Back Dimensions
MS1/BL // ARMCHAIR	D560 W510 H430	W535 H370

FR: Low
Fabric: Leather faced

FINISH

BK

MOONSTONE SOFA

5 YR COMPONENT GUARANTEE	2 YR UPHOLSTERY GUARANTEE	230 KG WEIGHT TOLERANCE	5 H HOURS USAGE
---------------------------------------	----------------------------------------	--------------------------------------	------------------------------



- A modern leather-faced 2 seater sofa with silver metal feet
- Deep cushions and arms

	Seat Dimensions	Back Dimensions
MS2/DBL // SOFA	D570 W1100 H430	W1100 H375

FR: Low
Fabric: Leather faced

FINISH

BK

FACE ARMCHAIR

2 YR
COMPONENT
GUARANTEE



- KD for easy delivery

Overall Dimensions	
FA1/BL // ARMCHAIR	D775 W785 H850

FR: Low
Fabric: Leather look

FABRIC FINISH



FACE COFFEE TABLE

2 YR
COMPONENT
GUARANTEE



Overall Dimensions	
FATAB/BCH/BLK // COFFEE TABLE	D610 W610 H390

FR: Low
Fabric: Leather look

FABRIC FINISH // TOP FINISH



FACE 2 SEATER SOFA

2 YR
COMPONENT
GUARANTEE



- KD for easy delivery

Overall Dimensions	
FA2/BL // SOFA	D775 W1305 H850

FR: Low
Fabric: Leather look

FABRIC FINISH



TANDEM 2 SEATER BENCH

5 YR COMPONENT GUARANTEE	2 YR UPHOLSTERY GUARANTEE	114 KG WEIGHT TOLERANCE	MADE TO ORDER 25 DAYS
---------------------------------------	----------------------------------------	--------------------------------------	-----------------------------------------



- Simple and stylish breakout seating
- Satin silver feet with felt pads
- Power socket option available, contact sales for details

Overall Dimensions		Unlimited Fabric Available
TND01 // 2 SEATER BENCH	D430 W1230 H450	Please call for pricing

FR: Subject to fabric selected
Material: 100% Man-made

FABRIC FINISH



TANDEM LINK

5 YR COMPONENT GUARANTEE	2 YR UPHOLSTERY GUARANTEE	114 KG WEIGHT TOLERANCE	MADE TO ORDER 25 DAYS
---------------------------------------	----------------------------------------	--------------------------------------	-----------------------------------------



- Simple and stylish breakout seating
- Satin silver feet with felt pads
- Power socket option not available

Overall Dimensions		Unlimited Fabric Available
TND02 // LINK	D430 W430 H450	Please call for pricing

FR: Subject to fabric selected
Material: 100% Man-made

FABRIC FINISH



TUB ARMCHAIR



5 YR COMPONENT GUARANTEE	2 YR UPHOLSTERY GUARANTEE	115 KG WEIGHT TOLERANCE	5 H HOURS USAGE
---------------------------------------	----------------------------------------	--------------------------------------	------------------------------

- A stylish and comfortable armchair upholstered in fabric
- Plush cushioned back with stylish stitching detail

	Seat Dimensions	Back Dimensions
OF0101 // ARMCHAIR	D530 W500 H415	W550 H355

FR: Med
Fabric: 100% Man-made

FABRIC FINISHES



TUB SOFA



5 YR COMPONENT GUARANTEE	2 YR UPHOLSTERY GUARANTEE	230 KG WEIGHT TOLERANCE	5 H HOURS USAGE
---------------------------------------	----------------------------------------	--------------------------------------	------------------------------

- A comfortable and durable 2 seater sofa, ideal for any waiting area or break room
- Plush cushioned back with stylish stitching detail

	Seat Dimensions	Back Dimensions
OF0100 // SOFA	D520 W1100 H415	W550 H355

FR: Med
Fabric: 100% Man-made

FABRIC FINISHES



TUB LEATHER LOOK ARMCHAIR



5 YR COMPONENT GUARANTEE	2 YR UPHOLSTERY GUARANTEE	115 KG WEIGHT TOLERANCE	5 H HOURS USAGE
---------------------------------------	----------------------------------------	--------------------------------------	------------------------------

- A stylish and comfortable armchair upholstered in durable PU
- Plush cushioned back with stylish stitching detail

	Seat Dimensions	Back Dimensions
OF0201 // ARMCHAIR	D530 W500 H415	W550 H355

FR: Med
Fabric: Leather look

FINISH



TUB LEATHER LOOK SOFA



5 YR COMPONENT GUARANTEE	2 YR UPHOLSTERY GUARANTEE	230 KG WEIGHT TOLERANCE	5 H HOURS USAGE
---------------------------------------	----------------------------------------	--------------------------------------	------------------------------

- A comfortable and durable 2 seater PU sofa, ideal for any waiting area or break room
- Plush cushioned back with stylish stitching detail

	Seat Dimensions	Back Dimensions
OF0200 // SOFA	D520 W1100 H415	W550 H355

FR: Med
Fabric: Leather look

FINISH



TUB LUX ARMCHAIR METAL

2 YR COMPONENT GUARANTEE	2 YR UPHOLSTERY GUARANTEE	115 KG WEIGHT TOLERANCE	5 H HOURS USAGE
---------------------------------------	----------------------------------------	--------------------------------------	------------------------------



- Stylish tub armchair, available in 11 exciting colours
- Deep cushioned seat and back upholstered in PU
- Available in yellow, lime, cream, blue, brown, green, orange, pink, red, sky blue & black

	Seat Dimensions	Back Dimensions
OF2201ML // ARMCHAIR	D520 W500 H400	W600 H460

FR: Med
Fabric: Leather look

FINISHES



TUB LUX ARMCHAIR WOOD

2 YR COMPONENT GUARANTEE	2 YR UPHOLSTERY GUARANTEE	115 KG WEIGHT TOLERANCE	5 H HOURS USAGE
---------------------------------------	----------------------------------------	--------------------------------------	------------------------------



- Stylish tub armchair, available in 11 exciting colours
- Deep cushioned seat and back upholstered in PU
- Available in yellow, lime, cream, blue, brown, green, orange, pink, red, sky blue & black

	Seat Dimensions	Back Dimensions
OF2201WL // ARMCHAIR	D520 W500 H400	W600 H460

FR: Med
Fabric: Leather look

FINISHES



TUB LUX SOFA METAL

2 YR COMPONENT GUARANTEE	2 YR UPHOLSTERY GUARANTEE	230 KG WEIGHT TOLERANCE	5 H HOURS USAGE
---------------------------------------	----------------------------------------	--------------------------------------	------------------------------



- Stylish tub armchair, available in 11 exciting colours
- Deep cushioned seat and back upholstered in PU
- Available in yellow, lime, cream, blue, brown, green, orange, pink, red, sky blue & black

	Seat Dimensions	Back Dimensions
OF2200ML // SOFA	D520 W1070 H400	W1070 H380

FR: Low
Fabric: Leather faced

FINISHES



TUB LUX SOFA WOOD

2 YR COMPONENT GUARANTEE	2 YR UPHOLSTERY GUARANTEE	230 KG WEIGHT TOLERANCE	5 H HOURS USAGE
---------------------------------------	----------------------------------------	--------------------------------------	------------------------------



- Stylish tub armchair, available in 11 exciting colours
- Deep cushioned seat and back upholstered in PU
- Available in yellow, lime, cream, blue, brown, green, orange, pink, red, sky blue & black

	Seat Dimensions	Back Dimensions
OF2200WL // SOFA	D520 W1070 H400	W1070 H380

FR: Low
Fabric: Leather faced

FINISHES



NURSERY TUB CHAIRS

2 YR COMPONENT GUARANTEE	2 YR UPHOLSTERY GUARANTEE	95 KG WEIGHT TOLERANCE	5 H HOURS USAGE
---------------------------------------	----------------------------------------	-------------------------------------	------------------------------



- Available in yellow, lime, blue, brown, orange, pink, red, light blue & black
- A miniature version of the classic tub chair
- Perfect for libraries and breakout areas

	Seat Dimensions	Back Dimensions
OF22031ML // NURSERY TUB	D410 W350 H270	W410 H260

FR: Med
Fabric: Leather look

FINISHES



JUNIOR TUB CHAIRS

2 YR COMPONENT GUARANTEE	2 YR UPHOLSTERY GUARANTEE	95 KG WEIGHT TOLERANCE	5 H HOURS USAGE
---------------------------------------	----------------------------------------	-------------------------------------	------------------------------



- Available in yellow, lime, blue, brown, orange, pink, red, light blue & black
- A miniature version of the classic tub chair
- Perfect for libraries and breakout areas

	Seat Dimensions	Back Dimensions
OF2203ML // JUNIOR TUB	D410 W350 H340	W410 H260

FR: Med
Fabric: Leather look

FINISHES



JUNIOR WOOD TUB CHAIRS

2 YR COMPONENT GUARANTEE	2 YR UPHOLSTERY GUARANTEE	95 KG WEIGHT TOLERANCE	5 H HOURS USAGE
---------------------------------------	----------------------------------------	-------------------------------------	------------------------------



- Available in yellow, lime, blue, brown, orange, pink, red, light blue & black
- A miniature version of the classic tub chair
- Perfect for libraries and breakout areas

	Seat Dimensions	Back Dimensions
OF2203IWL // JUNIOR WOOD TUB	D410 W350 H340	W410 H260

FR: Med
Fabric: Leather look

FINISHES



NOTE: Cushions not sold separately

JADE

5^{YR} COMPONENT GUARANTEE
 2^{YR} UPHOLSTERY GUARANTEE
 115^{KG} WEIGHT TOLERANCE
 5^H HOURS USAGE



• Available in grey, navy and mustard

	Seat Dimensions	Back Dimensions
OF0704 // ARMCHAIR	D540 W600 H435	W600 H440

FR: Med
 Fabric: 100% Man-made

FABRIC FINISHES
 GR NA MU

PEARL

5^{YR} COMPONENT GUARANTEE
 2^{YR} UPHOLSTERY GUARANTEE
 115^{KG} WEIGHT TOLERANCE
 5^H HOURS USAGE



• Available in grey, navy and mustard

	Seat Dimensions	Back Dimensions
OF0705 // ARMCHAIR	D490 W500 H400	W570 H490

FR: Med
 Fabric: 100% Man-made

FABRIC FINISHES
 GR NA MU

RUBY

5^{YR} COMPONENT GUARANTEE
 2^{YR} UPHOLSTERY GUARANTEE
 115^{KG} WEIGHT TOLERANCE
 5^H HOURS USAGE



• Available in grey, navy, mustard and red

	Seat Dimensions	Back Dimensions
OF0709 // ARMCHAIR	D470 W490 H460	W400 H360

FR: Med
 Fabric: 100% Man-made

FABRIC FINISHES
 GR NA MU RD



JUPLO SIDE CHAIR



2 YR COMPONENT GUARANTEE	2 YR UPHOLSTERY GUARANTEE	115 KG WEIGHT TOLERANCE	8 H HOURS USAGE
---------------------------------------	----------------------------------------	--------------------------------------	------------------------------

- A sturdy wood-framed reception chair
- Generously upholstered seat and back
- Polished wood frame

	Seat Dimensions	Back Dimensions
OF0309 // SIDE CHAIR	D480 W520 H405	W520 H500

FR: Med
Fabric: 100% Man-made

FABRIC FINISHES



JUPLO ARMCHAIR



2 YR COMPONENT GUARANTEE	2 YR UPHOLSTERY GUARANTEE	115 KG WEIGHT TOLERANCE	8 H HOURS USAGE
---------------------------------------	----------------------------------------	--------------------------------------	------------------------------

- A sturdy wood-framed reception armchair
- Generously upholstered seat and back
- Polished wood frame

	Seat Dimensions	Back Dimensions
OF0310 // ARMCHAIR	D480 W520 H405	W520 H500

FR: Med
Fabric: 100% Man-made
Arms: Fixed

FABRIC FINISHES



JUPLO SOFA



2 YR COMPONENT GUARANTEE	2 YR UPHOLSTERY GUARANTEE	230 KG WEIGHT TOLERANCE	8 H HOURS USAGE
---------------------------------------	----------------------------------------	--------------------------------------	------------------------------

- A sturdy wood-framed reception sofa
- Generously upholstered seat and back
- Polished wood frame

	Seat Dimensions	Back Dimensions
OF0313 // ARMCHAIR	D485 W1060 H405	W1060 H535

FR: Med
Fabric: 100% Man-made
Arms: Fixed

FABRIC FINISHES



GLACIER

5 YR COMPONENT GUARANTEE	2 YR UPHOLSTERY GUARANTEE	115 KG WEIGHT TOLERANCE	8 H HOURS USAGE
------------------------------------------	-------------------------------------------	-----------------------------------------	---------------------------------



- Fully-upholstered modular reception chair
- Generously upholstered seat and back, black plastic feet

	Seat Dimensions	Back Dimensions
OF0601 // ARMCHAIR	D470 W610 H410	W610 H420

FR: Med
Fabric: 100% Man-made

FABRIC FINISHES



GLACIER TABLE

5 YR COMPONENT GUARANTEE	2 YR UPHOLSTERY GUARANTEE	115 KG WEIGHT TOLERANCE
------------------------------------------	-------------------------------------------	-----------------------------------------



- Square low table with light beech top and upholstered sides
- Ideal for use with Glacier chairs
- Black plastic feet for stability

	Dimensions
OF0603 // TABLE	D620 W620 H370

FR: Med
Fabric: 100% Man-made

FABRIC FINISHES



GLACIER ARM

5 YR COMPONENT GUARANTEE	2 YR UPHOLSTERY GUARANTEE	115 KG WEIGHT TOLERANCE	8 H HOURS USAGE
------------------------------------------	-------------------------------------------	-----------------------------------------	---------------------------------



- Single arm for the Glacier range of modular reception seating
 - Fully upholstered and generously padded
 - Can be used as a left or right arm
- // NOTE: Sold as singles

	Dimensions
OF0602 // ARM	D650 W100 H600

FR: Med
Fabric: 100% Man-made

FABRIC FINISHES



RUBIC

5 YR COMPONENT GUARANTEE	2 YR UPHOLSTERY GUARANTEE	115 KG WEIGHT TOLERANCE	8 H HOURS USAGE
------------------------------------------	-------------------------------------------	-----------------------------------------	---------------------------------



- A comfortable and durable waiting room chair
- Deep foam seat and back with black metal legs

	Seat Dimensions	Back Dimensions
OF0307 // CHAIR	D550 W530 H430	W530 H390

FR: Med
Fabric: 100% Man-made

FABRIC FINISHES



EDUCATION

// 19

Successful teaching rests on the premise that when it comes to learning, everything is always in a perpetual state of change. You need furniture that's going to support that, and you'll find it here.

CONTENTS

376	Nurture	396	T-Bag
378	Uni	398	Link
380	Study	400	KD Classroom Tables
382	Titan One Piece	402	Exam Desks & Folding Tables
384	Titan 4-Leg	404	IT Classroom Chairs
386	Titan Skid	406	Lab Chairs
388	Titan Teach & Move	408	Teacher Furniture
390	Titan High Chair	410	Staffroom
392	Titan Stool	411	Dining Hall Tables
394	Titan Swivel	412	Titan Accessories



NURTURE

CLASSROOM SAFE
 STACKABLE 4-LEG
 5^{YR} GUARANTEE
 8^H HOURS USAGE



4-LEG

	Overall Dimensions	Seat Dimensions
T-NUR-4LEG	D560 W515 H875	D470 W470 H470



SWIVEL

	Overall Dimensions	Seat Dimensions
T-NUR-SWIVEL	D560 W515 H875	D470 W470 H435 - 525

Weight capacity: 115kg
 Storage: Stacks 4

TOP FINISHES // FRAME FINISHES



Weight capacity: 115kg
 Mechanism: Fixed

TOP FINISHES // FRAME FINISHES



ABOUT NURTURE

Nurture is a wooden range of contemporary classroom, stacking, canteen and conference chairs that aim to improve educational and public spaces through a connection with nature. This connection is proven to increase rates of learning, concentration and attendance by 25%. The range is crafted in the UK from layers of premium hardwood veneer, faced with hard wearing laminate and finished with Danish oil. It is also FSC tree tick approved which ensures the process of making this chair is environmentally appropriate.



UNI

CLASSROOM SAFE STACKABLE 5^{YR} GUARANTEE 8^H HOURS USAGE



4-LEG

	Overall Dimensions	Seat Dimensions
T-UNI-4LEG	D620 W545 H840	D460 W465 H440

Weight capacity: 115kg
Storage: Stacks 5

SEAT FINISHES // FRAME FINISHES
BK BL GR Y // GR WH



SKID

	Overall Dimensions	Seat Dimensions
T-UNI-SKID	D525 W550 H860	D460 W465 H430

Weight capacity: 115kg
Storage: Stacks 5

SEAT FINISHES // FRAME FINISH
BK BL GR Y // GR WH



4 LEG WITH ARM

	Overall Dimensions	Seat Dimensions
T-UNI-4LEGARM	D620 W545 H855	D460 W465 H445

Weight capacity: 115kg
Storage: Stacks 5

SEAT FINISHES // FRAME FINISHES
BK BL GR Y // GR WH



HIGH

	Overall Dimensions	Seat Dimensions
T-UNI-HIGH	D595 W510 H1115	D460 W465 H705

Weight capacity: 115kg
Storage: Stacks 5

SEAT FINISHES // FRAME FINISHES
BK BL GR Y // GR WH



SWIVEL

	Overall Dimensions	Seat Dimensions
T-UNI-SWIVEL	D620 W545 H860	D460 W465 H470 - 590

Weight capacity: 115kg

SEAT FINISHES // FRAME FINISHES
BK BL GR Y // BK



SWIVEL + D-KIT

	Overall Dimensions	Seat Dimensions
T-UNI-SWIVEL+AC1080	D620 W545 H920	D460 W465 H530 - 830

Weight capacity: 115kg

SEAT FINISHES // FRAME FINISHES
BK BL GR Y // BK



STUDY

CLASSROOM SAFE STACKABLE 5^{YR} GUARANTEE 8^H HOURS USAGE



BLACK

	Overall Dimensions	Seat Dimensions
T-STUDYBK	D550 W500 H815	D525 W450 H460



BLUE

	Overall Dimensions	Seat Dimensions
T-STUDY	D550 W500 H815	D525 W450 H460

Weight capacity: 115kg
Storage: Stacks 5

BK

Weight capacity: 115kg
Storage: Stacks 5

BL

ABOUT STUDY

Study is a practical heavy-duty chair that is perfect for halls, canteens, meeting rooms and cafeterias. It has a breathable back, a tensile steel frame and a curved polypropylene shell. This chair is ideal when space is a priority as it stacks 5 high. Available in a variety of colours this is a stylish take on a regular multipurpose chair.



ONE PIECE LINKING CLIP



T7 for One Piece size 5 & 6

TITAN ONE PIECE

ANTI-BACTERIAL
AVAILABLE ON REQUEST

CLASSROOM SAFE

LUMBAR SUPPORT

ANTI TILT

STACKABLE

ULTRA STRONG

20^{YR} GUARANTEE

8^H HOURS USAGE



SIZE 1 // AGES 3 - 4

	Overall Dimensions	Seat Dimensions
T1	D320 W360 H513	D279 W275 H260

Weight capacity: 97kg
Storage: Stacks 15



SIZE 2 // AGES 4 - 6

	Overall Dimensions	Seat Dimensions
T2	D343 W363 H563	D279 W275 H310

Weight capacity: 97kg
Storage: Stacks 15



SIZE 3 // AGES 6 - 8

	Overall Dimensions	Seat Dimensions
T3	D384 W435 H600	D331 W340 H350

Weight capacity: 107kg
Storage: Stacks 15



SIZE 4 // AGES 8 - 11

	Overall Dimensions	Seat Dimensions
T4	D408 W435 H690	D331 W340 H380

Weight capacity: 107kg
Storage: Stacks 15



SIZE 5 // AGES 11 - 14

	Overall Dimensions	Seat Dimensions
T5	D486 W480 H799	D414 W370 H430

Weight capacity: 115kg
Storage: Stacks 15



SIZE 6 // AGES 14+

	Overall Dimensions	Seat Dimensions
T6	D510 W482 H829	D414 W370 H460

Weight capacity: 158kg
Storage: Stacks 15





TITAN 4-LEG

- CLASSROOM SAFE
- LUMBAR SUPPORT
- ANTI TILT
- STACKABLE
- ULTRA STRONG
- 5^{YR} GUARANTEE
- 8^H HOURS USAGE



SIZE 2 // AGES 4 - 6

	Overall Dimensions	Seat Dimensions
T12	D398 W438 H630	D320 W387 H350



Weight capacity: 95kg



SIZE 3 // AGES 6 - 8

	Overall Dimensions	Seat Dimensions
T13	D398 W438 H670	D320 W387 H350



Weight capacity: 95kg



SIZE 4 // AGES 8 - 11

	Overall Dimensions	Seat Dimensions
T14	D416 W438 H700	D320 W387 H380



Weight capacity: 95kg



SIZE 5 // AGES 11 - 14

	Overall Dimensions	Seat Dimensions
T15	D477 W497 H790	D406 W423 H430



Weight capacity: 140kg



SIZE 6 // AGES 14+

	Overall Dimensions	Seat Dimensions
T16	D495 W497 H820	D406 W423 H460



Weight capacity: 140kg



TITAN SKID

- CLASSROOM SAFE
- LUMBAR SUPPORT
- ANTI TILT
- STACKABLE
- ULTRA STRONG
- 5^{YR} GUARANTEE
- 8^H HOURS USAGE



SIZE 3 // AGES 6 - 8

	Overall Dimensions	Seat Dimensions
T23	D368 W507 H660	D320 W387 H350



Weight capacity: 95kg



SIZE 4 // AGES 8 - 11

	Overall Dimensions	Seat Dimensions
T24	D386 W507 H700	D320 W387 H380



Weight capacity: 95kg



SIZE 5 // AGES 11 - 14

	Overall Dimensions	Seat Dimensions
T25	D456 W540 H806	D406 W423 H430



Weight capacity: 140kg



SIZE 6 // AGES 14+

	Overall Dimensions	Seat Dimensions
T26	D477 W540 H836	D406 W423 H460



Weight capacity: 140kg



TITAN TEACH & MOVE

- CLASSROOM SAFE
- LUMBAR SUPPORT
- ANTI TILT
- ULTRA STRONG
- 5^{YR} GUARANTEE
- 8^H HOURS USAGE



TEACH // AGES 14+

	Overall Dimensions	Seat Dimensions
T300	D900 W548 H845	D406 W423 H470

Back dimensions: D403 H400
 Tablet dimensions: D290/350
 W548 H745
 Storage dimensions: D330 W490
 Weight capacity: 130kg



MOVE // AGES 14+

	Overall Dimensions	Seat Dimensions
T301	D460 W475 H845	D406 W423 H470

Back dimensions: W403 H400
 Weight capacity: 130kg





TITAN HIGH CHAIR

- CLASSROOM SAFE
- LUMBAR SUPPORT
- ULTRA STRONG
- 5^{YR} GUARANTEE
- 8^H HOURS USAGE



SIZE 2 // AGES 4 - 6

	Overall Dimensions	Seat Dimensions
T59	D530 W550 H770	D406 W423 H395

Weight capacity: 95kg



SIZE 3 // AGES 6 - 8

	Overall Dimensions	Seat Dimensions
T60	D530 W550 H820	D406 W423 H445

Weight capacity: 95kg



SIZE 4 // AGES 8 - 11

	Overall Dimensions	Seat Dimensions
T61	D530 W550 H920	D406 W423 H560

Weight capacity: 95kg



SIZE 5 // AGES 11 - 14

	Overall Dimensions	Seat Dimensions
T62	D530 W550 H970	D406 W423 H610

Weight capacity: 140kg



SIZE 6 // AGES 14+

	Overall Dimensions	Seat Dimensions
T63	D530 W550 H1020	D406 W423 H685

Weight capacity: 140kg





TITAN STOOL

- CLASSROOM SAFE
- LUMBAR SUPPORT
- STACKABLE
- ULTRA STRONG
- 5^{YR} GUARANTEE
- 8^H HOURS USAGE



SIZE 2 // AGES 4 - 6

	Overall Dimensions	Seat Dimensions
T89	D530 W550 H445	D361 W365 H395



Weight capacity: 97kg



SIZE 3 // AGES 6 - 8

	Overall Dimensions	Seat Dimensions
T90	D530 W550 H495	D361 W365 H445



Weight capacity: 97kg



SIZE 4 // AGES 8 - 11

	Overall Dimensions	Seat Dimensions
T91	D530 W550 H600	D361 W365 H560



Weight capacity: 97kg



SIZE 5 // AGES 11 - 14

	Overall Dimensions	Seat Dimensions
T92	D530 W550 H650	D361 W365 H610



Weight capacity: 107kg



SIZE 6 // AGES 14+

	Overall Dimensions	Seat Dimensions
T93	D530 W550 H725	D361 W365 H685



Weight capacity: 107kg



TITAN SWIVEL

- CLASSROOM SAFE
- LUMBAR SUPPORT
- HEIGHT ADJUSTABLE
- PORTABLE
- 5^{YR} GUARANTEE
- 8^H HOURS USAGE



// NOTE: Shown with optional glides

JUNIOR SWIVEL // AGES 6 - 11

	Overall Dimensions	Seat Dimensions
T30	D600 W600 H765 - 820	D320 W387 H365 - 435

Base diameter: 600
Weight capacity: 97kg



SENIOR SWIVEL // AGES 11+

	Overall Dimensions	Seat Dimensions
T35	D600 W600 H845 - 930	D406 W423 H435 - 525

Base diameter: 600
Weight capacity: 107kg



JUNIOR SWIVEL // AGES 6 - 11

	Overall Dimensions	Seat Dimensions
T32	D600 W600 H445 - 500	D390 W420 H405 - 475

Base diameter: 600
Weight capacity: 97kg



SENIOR SWIVEL // AGES 11+

	Overall Dimensions	Seat Dimensions
T33	D600 W600 H505 - 605	D414 W420 H465 - 555

Base diameter: 600
Weight capacity: 97kg



Available Options for Titan Swivel

- Black base and gas lif
- Glides



CLASSROOM SAFE
2 YR GUARANTEE
8 H HOURS USAGE

T BAG



GOLIATH

Overall Dimensions	
T-BAG-GOLIATH	D2000 W1320 H200

- Wipe clean cover
- No liner
- 15 cuft polybead filling



MEDIUM

Overall Dimensions	
T-BAG-MEDIUM	D750 W750 H650

- Easily removed wipe clean or dry clean cover
- 3.5 cuft polybead filling



FLOOR

Overall Dimensions	
T-BAG-FLOOR	W680 H680

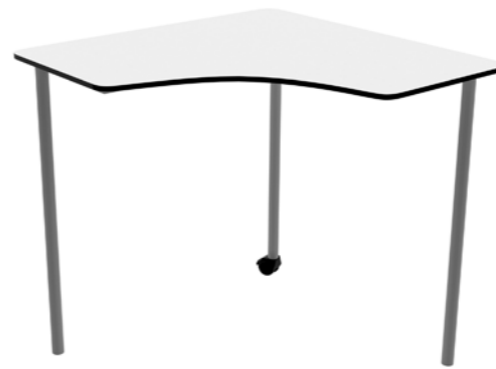
- Easily removed machine washable cover
- 1.5 cuft polybead filling



LINK

5^{YR}
COMPONENT
GUARANTEE

12^{MM}
TOP
THICKNESS



- Solid core 12mm laminate
- Create collaborative learning spaces
- Mobile

RECTANGULAR LINK

	Overall Dimensions
T-LINK-1260	D600 W1200 H760

Number of wheels: 2

SQUARE LINK

	Overall Dimensions
T-LINK-8060	D800 W800 H760


Number of wheels: 2

CORNER LINK

	Overall Dimensions
T-LINK-11172	D800 W1100 H760

Number of wheels: 1

TOP FINISH // FRAME FINISH



KD CLASSROOM TABLES

5 YR
COMPONENT
GUARANTEE

25 MM
TOP
THICKNESS



760 PU EDGE RECTANGULAR TABLE

T-TABLE-1276	Overall Dimensions
	D600 W1200 H760

760 PU EDGE SQUARE TABLE

T-TABLE-6076	Overall Dimensions
	D600 W600 H760

710 PU EDGE RECTANGULAR TABLE

T-TABLE-1271	Overall Dimensions
	D600 W1200 H710

710 PU EDGE SQUARE TABLE

T-TABLE-6071	Overall Dimensions
	D600 W600 H710

TOP FINISHES // FRAME FINISH



- KD design
- Metal to metal fixings for strength
- PU moulded edge



KD CLASSROOM TABLES

A great selection of multi-purpose PU edged school tables that come in a range of heights & widths, making them suitable for both primary, secondary and further educational spaces.

Supplied KD or through our D&I service these offer a cost-effective solution to creating collaborative spaces.



EXAM DESKS & FOLDING TABLES

- CLASSROOM SAFE
- STABLE BASE
- EASY CLEAN
- ULTRA STRONG
- 2YR GUARANTEE



EXAM DESK

	Overall Dimensions
T10	D600 W600 H710

Graffiti proof wipe clean injection moulded polypropylene top with pen groove with ultra-strong 22mm diameter Black EPC folding frame



MDF EXAM DESK

	Overall Dimensions
TC66ED-PREM-720	D600 W600 H720
TC66ED-ECON-720-NS	D600 W600 H720

18mm thick Beech laminate MDF with pen groove, 22mm diameter Black EPC frame with integral safety bar to assist safer folding and storage



EXAM DESK TROLLEY

	Overall Dimensions
TCEDT-20T	D1225 W660 H1150

Capacity: 20 exam desks



EXAM DESK TROLLEY

	Overall Dimensions
T10-T	D1267 W600 H473

Capacity: 40 exam desks

2YR GUARANTEE



LIGHTWEIGHT FOLDING TABLE

	Overall Dimensions
OF0411	D685 W1220 H698
OF0412	D685 W1520 H698
OF0413	D685 W1830 H698

- Lightweight, strong and durable
- Can be used individually or together to form various configurations
- Wipe clean





IT CLASSROOM CHAIRS

2 YR COMPONENT GUARANTEE 2 YR UPHOLSTERY GUARANTEE 110 KG WEIGHT TOLERANCE 5 H HOURS USAGE



MID BACK

	Seat Dimensions	Back Dimensions
CH0709	D445 W460 H490 - 620	D435 H410

FR: Med
Fabric: 100% Man-made
Mechanism: Fixed back



HIGH BACK

	Seat Dimensions	Back Dimensions
CH0707	D445 W460 H490 - 620	D435 H500

FR: Med
Fabric: 100% Man-made
Mechanism: Fixed back



ANTI TAMPER

	Seat Dimensions	Back Dimensions
CH0702	D445 W460 H490 - 620	D435 H410

FR: Med
Fabric: 100% Man-made
Mechanism: Fixed back



VISITOR

	Seat Dimensions	Back Dimensions
CH0710	D440 W455 H490	D435 H420

FR: Med
Fabric: 100% Man-made



LAB CHAIRS



ZOOM MB FIXED D-KIT

	Seat Dimensions	Back Dimensions
CH0709 + AC1014	D445 W460 H730 - 870	D435 H410

FR: Med
Fabric: 100% Man-made
Mechanism: Fixed back
Guarantee: 2yr
Weight capacity: 110kg
Usage: 5hr



ZOOM MB ADJUSTABLE D-KIT

	Seat Dimensions	Back Dimensions
CH0709 + AC1042	D445 W460 H610 - 865	D435 H410

FR: Med
Fabric: 100% Man-made
Mechanism: Fixed back
Guarantee: 2yr
Weight capacity: 110kg
Usage: 5hr



CONCEPT MB FIXED D-KIT

	Seat Dimensions	Back Dimensions
CH0803 + AC1014	D475 W470 H705 - 835	D420 H400

FR: Med
Fabric: 100% Man-made
Mechanism: PCB
Guarantee: 5yr
Weight capacity: 115kg
Usage: 8hr



CONCEPT MB ADJUSTABLE D-KIT

	Seat Dimensions	Back Dimensions
CH0803 + AC1042	D475 W470 H585 - 830	D420 H400

FR: Med
Fabric: 100% Man-made
Mechanism: PCB
Guarantee: 5yr
Weight capacity: 115kg
Usage: 8hr





TEACHER FURNITURE

2YR
COMPONENT
GUARANTEE

2YR
UPHOLSTERY
GUARANTEE

115KG
WEIGHT
TOLERANCE

8H
HOURS
USAGE



SINGLE LEVER

	Seat Dimensions	Back Dimensions
CH2804	D440 W460 H485 - 615	W450 H490

FR: Med
Fabric: 100%
Man-made
Mechanism: Fixed

PU FINISH // FABRIC FINISHES



HIGH BACK

	Seat Dimensions	Back Dimensions
CH2800	D470 W470 H470 - 600	W450 H500

FR: Med
Fabric: 100%
Man-made
Mechanism: PCB

PU FINISH // FABRIC FINISHES




5YR
COMPONENT
GUARANTEE

18MM
TOP
THICKNESS



SINGLE DESK & 3 DRAWER PEDESTAL

	Dimensions		
	W	D	H
EF1275REC3DP	1200	750	730
EF1575REC3DP	1500	750	730
EF1875REC3DP	1800	750	730



SINGLE DESK & 5 DRAWER PEDESTALS

	Dimensions		
	W	D	H
EF1575REC5DP	1500	750	730
EF1875REC5DP	1800	750	730



STAFFROOM

5^{YR} COMPONENT GUARANTEE
 2^{YR} UPHOLSTERY GUARANTEE
 115^{KG} WEIGHT TOLERANCE
 8^H HOURS USAGE



GLACIER

	Seat Dimensions	Back Dimensions
OF0601	D470 W610 H410	W610 H420

GLACIER ARM

	Dimensions
OF0602 (sold as singles)	D650 W100 H600

FR: Med
Fabric: 100% Man-made



FR: Med
Fabric: 100% Man-made



GLACIER TABLE

	Dimensions
OF0603	D620 W620 H370

RUBIC

	Seat Dimensions	Back Dimensions
OF0307	D550 W530 H430	W530 H390

FR: Med
Fabric: 100% Man-made



FR: Med
Fabric: 100% Man-made



DINING HALL TABLES

5^{YR} COMPONENT GUARANTEE
 18^{MM} TOP THICKNESS



RECTANGULAR

	Dimensions		
	W	D	H
OMPT1280REC	1200	800	730
OMPT1680REC	1600	800	730
OMPT1880REC	1800	800	730

TRAPEZOIDAL

	Dimensions		
	W	D	H
OMPT1680TRAP	1600	692	730



SEMI-CIRCULAR

	Dimensions		
	W	D	H
OMPT1680SEMI	1600	800	730





1 YR
GUARANTEE

TITAN ACCESSORIES

SEATPAD EXPLANATION:

The Titan padded seat pad is the perfect addition to Titan chairs ranging from size three to size five. Available in unlimited fabric, these seat pads are upholstered in the UK to a colour and texture of your choosing to make learning a little bit more comfortable.




FABRIC SEAT PAD

	Overall Dimensions
T8	D345 W365

Upholstered in Camira Phoenix fabric
Minimum order quantity of 5



CAMIRA PHEONIX OPTIONS



TROLLEY

	Overall Dimensions
T40	D480 W650 H1158

Capacity: 15 chairs



EXAM DESK TROLLEY

	Overall Dimensions
TCEDT-20T	D1225 W660 H1150

Capacity: 20 exam desks



EXAM DESK TROLLEY

	Overall Dimensions
T10-T	D1267 W600 H473

Capacity: 40 exam desks

